



**WEST MESA HIGH SCHOOL NJROTC
JUNIOR OLYMPIC INTERNATIONAL RIFLE MATCH BULLETIN
12/3/2005**



LADIES

<u>STUDENT</u>	<u>SCHOOL</u>	<u>CATEGORY</u>	<u>S1</u>	<u>S2</u>	<u>S3</u>	<u>S4</u>	<u>AGGREGATE</u>	<u>RANKING</u>
LOWENSTEIN	LCHS	PRECISION	97	96	96	94	383	1
MCCARTHY	LCHS	PRECISION	95	92	94	97	378	2
ARTHUR	WMHS	PRECISION	92	88	94	93	367	3
PORTER, H.	CC4H	PRECISION	82	96	90	95	363	
SHANKLES	LCHS	PRECISION	92	89	89	91	361	
PEREZ	MHS	PRECISION	85	88	88	85	346	
SCHROEDER	RRHS	PRECISION	82	88	83	64	317	
MARTIN, K.	VC4H	SPORTER	74	68	69	71	282	
TAFOYA, JESSICA	VC4H	SPORTER	67	62	65	72	266	
MARTIN, S	VC4H	SPORTER	57	64	62	72	255	
MARTIN, R.	VC4H	SPORTER	52	59	50	64	225	
YAZZIE	WMHS	SPORTER	63	66	48	35	212	
SIBLEY	RRHS	SPORTER	36	51	62	58	207	
RAWDING	HHS	SPORTER	52	42	30	72	196	
ANDERSON	WMHS	SPORTER	48	41	32	35	156	
BURGER	MOHS	SPORTER	22	6	8	17	53	
PEARSON	MOHS	SPORTER	7	0	10	33	50	
ROMERO	WMHS	SPORTER	4	8	4	6	22	

GENTS

<u>STUDENT</u>	<u>SCHOOL</u>	<u>CATEGORY</u>	<u>S1</u>	<u>S2</u>	<u>S3</u>	<u>S4</u>	<u>S5</u>	<u>S6</u>	<u>AGGREGATE</u>	<u>RANKING</u>
WEIDNER	EHS	PRECISION	96	92	93	92	91	93	557	1
VAUGHN	LCHS	PRECISION	95	91	94	93	93	88	554	2
CHRISTENSEN	LCHS	PRECISION	92	93	92	91	90	93	551	3
WATSON	WMHS	PRECISION	93	91	89	92	94	89	548	
BONINO	EHS	PRECISION	87	96	92	90	89	93	547	
O'NEAL	MHS	PRECISION	89	89	90	90	94	93	545	
TAFOYA	MHS	PRECISION	91	89	89	92	89	93	543	
SAIZ	WMHS	PRECISION	92	90	86	92	91	91	542	
TOMASI	LCHS	PRECISION	92	92	91	87	89	89	540	
DALRYMPLE	EHS	PRECISION	89	89	91	86	91	91	537	
MILLER	EHS	PRECISION	89	88	91	85	88	89	530	
BRITIAN	EHS	PRECISION	88	87	90	91	85	79	520	
ROMERO	WMHS	PRECISION	83	93	85	85	90	83	519	



WEST MESA HIGH SCHOOL NJROTC
JUNIOR OLYMPIC INTERNATIONAL RIFLE MATCH BULLETIN
12/3/2005



LEE	LCHS	PRECISION	88	89	85	82	80	91	515
HERNANDEZ, R	MHS	PRECISION	83	84	80	88	86	80	501
VALLEJO	WMHS	PRECISION	84	81	84	89	78	84	500
CANDELARIA	WMHS	PRECISION	80	83	82	82	83	78	488
CHAVEZ	MHS	PRECISION	78	75	85	81	84	82	485
MORRISSEY	EHS	PRECISION	75	81	76	79	78	88	477
ARRINGTON, S.	VC4H	SPORTER	81	76	77	81	76	78	469
DORIAN	LCHS	SPORTER	80	81	74	74	78	79	466
BORDERS	LCHS	SPORTER	76	72	72	84	80	75	459
BURKHALTER	LCHS	SPORTER	77	73	78	71	76	74	449
CLOUD	MOHS	SPORTER	67	69	72	73	80	76	437
WEBER	LCHS	SPORTER	73	79	64	67	68	79	430
KEARNEY	LCHS	SPORTER	68	76	77	49	76	75	421
CALL	HHS	SPORTER	76	75	72	63	65	67	418
BRAZELL	VC4H	SPORTER	75	61	69	67	82	62	416
GAHATER	MOHS	SPORTER	71	72	74	60	57	65	399
KRAUSE	MOHS	SPORTER	72	64	77	55	63	67	398
HANEY	MHS	SPORTER	64	67	68	75	62	61	397
HANTHEL	EHS	SPORTER	61	62	65	64	67	74	393
TORREZ	MOHS	SPORTER	66	71	54	86	58	54	389
EVANS	EHS	SPORTER	66	65	69	67	62	59	388
CHUN	LCHS	SPORTER	65	65	70	52	63	69	384
BURNS	HHS	SPORTER	57	67	67	69	59	61	380
AL-SULTAN	EHS	SPORTER	69	69	60	56	61	64	379
CHAVEZ	EHS	SPORTER	57	61	70	68	56	65	377
BERGMAN	MOHS	SPORTER	60	66	64	65	57	62	374
KIRKPATRICK, A.	HHS	SPORTER	64	64	66	53	59	63	369
LEEPER	LCHS	SPORTER	52	64	59	53	57	64	349
TAFOYA, JOSH	VC4H	SPORTER	58	47	55	66	55	67	348
WILLEY, M.	WMHS	SPORTER	54	61	48	54	70	59	346
ARRINGTON, R.	VC4H	SPORTER	58	49	59	57	62	55	340
GARCIA	MHS	SPORTER	51	41	63	65	61	55	336
BENAVIDEZ	EHS	SPORTER	57	58	37	71	68	44	335
BEERY	LAHS	SPORTER	39	57	47	50	67	69	329
CEESAY	MHS	SPORTER	47	50	50	53	66	58	324
WHETSTON	MOHS	SPORTER	49	53	43	54	68	55	322
KIRKPATRICK, J.	HHS	SPORTER	43	59	49	55	42	65	313
LUJAN	MHS	SPORTER	60	51	40	59	54	48	312
RODRIGUEZ	MHS	SPORTER	56	69	35	36	55	52	303
MARTINEZ, G.	WMHS	SPORTER	42	49	63	59	49	36	298
PURVIS	RRHS	SPORTER	56	39	47	30	63	53	288
RATION	MHS	SPORTER	46	40	48	53	41	52	280



WEST MESA HIGH SCHOOL NJROTC
JUNIOR OLYMPIC INTERNATIONAL RIFLE MATCH BULLETIN
12/3/2005









MICHEL	EHS	SPORTER	40	60	43	55	35	40	273
CANNADAY	MHS	SPORTER	47	45	53	43	55	27	270
ELDRIDGE	MOHS	SPORTER	30	72	44	31	36	42	255
COUPE	MOHS	SPORTER	35	35	42	35	59	47	253
MARQUEZ	MOHS	SPORTER	30	35	40	33	64	38	240
ZOLLINGER, I.	LAHS	SPORTER	29	31	36	39	41	43	219
COOK	LAHS	SPORTER	27	24	34	35	37	44	201
LOPEZ, G.	WMHS	SPORTER	39	40	27	7	42	22	177
DURAN	WMHS	SPORTER	29	14	10	10	9	19	91
PORRAS	WMHS	PRECISION	0	0	0	0	0	0	0
BENEVIDEZ, A.	WMHS	SPORTER	0	0	0	0	0	0	0
TORREZ	WMHS	SPORTER	0	0	0	0	0	0	0






**WEST MESA HIGH SCHOOL NJROTC
JUNIOR OLYMPIC INTERNATIONAL RIFLE MATCH BULLETIN
12/3/2005**



MALE

<u>SCHOOL</u>	<u>TEAM</u>	<u>CATEGORY</u>	<u>SCORE</u>		<u>RANKING</u>
ELDORADO	1	PRECISION	1624		1
LA CUEVA	1	PRECISION	1620		2
WEST MESA	1	PRECISION	1609		3
MANZANO	1	PRECISION	1589		
ELDORADO	2	PRECISION	1544		
<hr/>					
LA CUEVA	1	SPORTER	1374		1
LA CUEVA	2	SPORTER	1235		2
VALENCIA COUNTY		SPORTER	1225		3
MORIARTY	1	SPORTER	1225		
HIGHLAND		SPORTER	1167		
ELDORADO		SPORTER	1160		
MORIARTY	2	SPORTER	1094		
MANZANO	2	SPORTER	1045		
ELDORADO	2	SPORTER	985		
LOS ALAMOS		SPORTER	749		
WEST MESA	2	SPORTER	644		

FEMALE

LA CUEVA		PRECISION	1122		1
VALENCIA COUNTY		SPORTER	803		2
WEST MESA		PRECISION	735		3



**WEST MESA HIGH SCHOOL NJROT
JUNIOR OLYMPIC INTERNATIONAL RIFLE MATCH RESULTS
12/3/2005**



TEAM: VALENCIA COUNTY 4H

SHOOTER	GENDER	SPORTER	TARGET #										POSITION	STAGE	SHOOTER	TEAM
NAME	MALE	POS/TGT #	1	2	3	4	5	6	7	8	9	10	TOTAL	TOTAL	SCORE	AGG
ARRINGTON, R.		S1	5	5	3	5	7	6	6	8	6	7	58			
		S2	7	6	7	8	3	1	5	3	3	6	49	107		
		S3	5	5	9	4	6	5	9	7	2	7	59			
		S4	4	5	5	6	3	6	6	8	6	8	57	116		
		S5	8	5	4	2	9	6	10	8	6	4	62			
		S6	5	0	4	9	7	2	4	7	8	9	55	117	340	
BRAZELL		S1	8	6	8	7	9	10	5	8	5	9	75			
		S2	3	5	3	2	8	10	8	7	7	8	61	136		
		S3	8	8	4	3	7	7	8	8	7	9	69			
		S4	3	7	10	7	7	6	6	5	9	7	67	136		
		S5	8	9	8	7	9	6	8	9	9	9	82			
		S6	7	9	5	4	7	4	4	6	9	7	62	144	416	
ARRINGTON, S.		S1	9	8	7	5	8	8	10	10	8	8	81			
		S2	10	7	8	6	8	7	9	8	6	7	76	157		
		S3	9	8	10	2	9	9	4	8	10	8	77			
		S4	8	10	7	7	10	6	9	6	10	8	81	158		
		S5	10	9	2	7	7	7	9	8	8	9	76			
		S6	7	9	9	7	7	8	9	7	8	7	78	154	469	1225
TAFOYA, JOSH		S1	5	7	9	5	0	6	8	7	5	6	58			
		S2	9	6	6	0	4	0	3	5	8	6	47	105		
		S3	6	6	6	5	5	6	7	0	8	6	55			
		S4	4	8	5	4	9	5	9	8	7	7	66	121		
		S5	1	7	5	9	6	5	4	7	6	5	55			
		S6	7	5	6	8	6	6	3	6	10	10	67	122	348	
SHOOTER	GENDER	SPORTER	TARGET #										POSITION		SHOOTER	TEAM
NAME	FEMALE	POS/TGT #	1	2	3	4	5	6	7	8	9	10	TOTAL		SCORE	AGG
MARTIN, S		S1	3	8	9	2	7	8	2	7	7	4	57			
		S2	8	8	8	6	4	8	7	6	2	7	64	121		
		S3	6	7	3	6	9	7	6	5	6	7	62			
		S4	7	8	6	2	10	9	4	8	8	10	72	134	255	
TAFOYA, JESSICA		S1	9	7	6	1	6	8	8	8	5	9	67			
		S2	8	6	9	6	6	7	3	6	6	5	62	129		
		S3	8	5	5	4	4	8	10	8	6	7	65			
		S4	9	10	10	0	4	7	8	10	8	6	72	137	266	
MARTIN, K.		S1	9	5	10	7	8	7	4	8	9	7	74			
		S2	7	9	7	5	9	7	6	6	3	9	68	142		
		S3	10	8	8	8	5	7	6	4	7	6	69			
		S4	9	9	6	5	5	4	9	8	6	10	71	140	282	803
MARTIN, R.		S1	9	6	7	3	5	4	5	0	7	6	52			
		S2	0	5	6	2	5	8	7	10	7	9	59	111		
		S3	8	5	5	7	6	8	4	4	0	3	50			
		S4	4	5	7	5	9	7	7	3	9	8	64	114	225	



WEST MESA HIGH SCHOOL NJROTC
JUNIOR OLYMPIC INTERNATIONAL RIFLE MATCH RESULTS
12/3/2005



TEAM: CC4H

SHOOTER	GENDER	PRECISION	TARGET #										POSITION	SHOOTER	TEAM
NAME	FEMALE	POS/TGT #	1	2	3	4	5	6	7	8	9	10	TOTAL	SCORE	AGG
PORTER, H.		S1	7	9	7	9	8	6	10	9	9	8	82		
		S2	10	10	10	10	9	9	9	9	10	10	96		
		S3	9	9	10	9	8	9	9	10	9	8	90		
		S4	8	10	10	10	10	10	9	9	10	9	95	363	



**WEST MESA HIGH SCHOOL NJROT
JUNIOR OLYMPIC INTERNATIONAL RIFLE MATCH RESULTS
12/3/2005**



TEAM: **ELDORADO**

SHOOTER NAME	GENDER MALE	PRECISION POS/TGT #	TARGET #										POSITION TOTAL	SHOOTER SCORE	TEAM AGG
			1	2	3	4	5	6	7	8	9	10			
BRITIAN	P1	S1	9	9	10	10	9	9	7	8	9	8	88		
		S2	6	8	10	8	9	10	9	10	8	9	87		
		S3	9	8	10	9	10	9	10	7	10	8	90		
		S4	9	9	8	10	9	8	10	9	10	9	91		
		S5	9	10	9	8	8	6	10	10	6	9	85		
		S6	9	9	6	6	8	9	6	9	10	7	79	520	
WEIDNER	P1	S1	9	10	10	9	10	10	10	9	10	9	96		
		S2	9	9	10	8	9	9	10	9	9	10	92		
		S3	10	8	10	9	9	10	10	9	9	9	93		
		S4	9	9	9	10	9	9	9	10	9	9	92		
		S5	8	10	10	9	10	8	10	9	10	7	91		
		S6	10	9	8	9	9	9	10	10	10	9	93	557	
BONINO	P1	S1	8	7	8	9	10	9	8	9	10	9	87		
		S2	10	8	10	10	9	10	10	10	9	10	96		
		S3	8	10	10	10	9	9	8	10	8	10	92		
		S4	10	5	10	10	10	9	10	9	8	9	90		
		S5	10	9	8	9	8	8	10	10	9	8	89		
		S6	10	10	9	9	8	10	9	9	10	9	93	547	1624
MORRISSEY	P2	S1	6	7	10	6	7	6	10	8	8	7	75		
		S2	8	6	8	8	7	9	6	10	9	10	81		
		S3	9	8	7	8	8	6	7	7	9	7	76		
		S4	8	7	10	8	8	8	6	8	8	9	79		
		S5	6	8	9	7	7	9	8	8	8	8	78		
		S6	9	7	10	10	8	9	9	10	6	10	88	477	
MILLER	P2	S1	10	9	9	7	8	10	10	8	10	8	89		
		S2	10	10	7	9	10	7	8	9	8	10	88		
		S3	9	8	8	10	9	9	10	10	9	9	91		
		S4	9	9	8	8	8	9	8	8	8	10	85		
		S5	8	9	9	9	10	8	8	7	10	10	88		
		S6	8	9	9	10	8	9	8	10	9	9	89	530	
DALRYMPLE	P2	S1	8	10	10	8	8	10	8	9	9	9	89		
		S2	8	9	10	9	8	10	9	9	9	8	89		
		S3	9	8	10	8	9	10	9	9	10	9	91		
		S4	9	8	9	7	9	9	7	8	10	10	86		
		S5	9	10	9	10	10	10	7	9	8	9	91		
		S6	9	9	10	7	10	9	10	10	8	9	91	537	1544
SHOOTER NAME	GENDER MALE	SPORTER POS/TGT #	TARGET #										POSITION TOTAL	SHOOTER AGG	TEAM AGG
EVANS		S1	3	4	10	7	7	9	8	6	5	7	66		
		S2	6	9	6	7	0	7	9	5	7	9	65		
		S3	8	6	8	6	4	5	9	7	10	6	69		
		S4	7	6	7	5	8	6	5	8	7	8	67		
		S5	1	9	6	6	9	7	8	6	4	6	62		
		S6	2	8	2	5	5	10	6	8	6	7	59	388	
HANTHEL		S1	7	4	6	6	6	7	7	7	5	6	61		
		S2	5	5	7	8	7	8	7	6	3	6	62		
		S3	8	1	5	6	8	7	8	7	6	9	65		
		S4	7	10	9	8	8	2	6	6	3	5	64		
		S5	8	7	8	6	6	5	5	9	7	6	67		
		S6	8	6	9	5	8	7	4	8	9	10	74	393	
AL-SULTAN		S1	6	7	9	1	4	8	9	9	8	8	69		
		S2	9	6	5	6	10	6	4	5	9	9	69		
		S3	9	5	4	3	3	9	5	8	6	8	60		
		S4	6	6	7	5	6	3	7	6	5	5	56		
		S5	0	8	8	4	8	7	7	7	6	6	61		
		S6	4	5	7	8	9	6	7	5	6	7	64	379	1160
BENAVIDEZ		S1	6	9	3	0	9	6	4	8	8	4	57		
		S2	9	6	4	8	9	5	7	2	6	2	58		
		S3	1	5	5	3	4	5	4	0	9	1	37		
		S4	8	8	5	8	5	6	6	9	9	7	71		
		S5	8	5	9	4	4	7	8	8	7	8	68		
		S6	9	5	8	6	5	2	0	3	4	2	44	335	
CHAVEZ		S1	2	2	8	8	5	6	5	9	8	4	57		
		S2	8	7	7	8	10	3	6	6	2	4	61		
		S3	6	7	5	6	7	7	10	9	5	8	70		
		S4	8	7	4	7	8	7	6	7	5	9	68		
		S5	6	5	7	3	7	8	6	8	1	5	56		
		S6	8	6	9	6	5	8	7	5	6	5	65	377	
MICHEL		S1	6	7	4	0	7	9	0	7	0	0	40		
		S2	8	6	7	7	4	8	4	4	6	6	60		
		S3	0	10	0	10	8	4	5	2	2	2	43		
		S4	0	6	10	6	6	6	6	4	7	4	55		
		S5	8	7	3	3	0	2	0	6	3	3	35		
		S6	1	2	9	0	2	6	5	4	5	6	40	273	985



**WEST MESA HIGH SCHOOL NJROT
JUNIOR OLYMPIC INTERNATIONAL RIFLE MATCH RESULTS
12/3/2005**



TEAM: HIGHLAND

SHOOTER NAME	GENDER MALE	SPORTER POS/TGT #	TARGET #										POSITION	SHOOTER SCORE	TEAM AGG
			1	2	3	4	5	6	7	8	9	10	TOTAL		
CALL		S1	9	8	8	5	9	6	9	7	8	7	76		
		S2	9	8	6	8	8	5	5	9	9	8	75		
		S3	8	5	9	6	6	6	8	8	8	8	72		
		S4	7	3	4	9	8	8	3	3	10	8	63		
		S5	9	2	9	8	6	8	7	4	3	9	65		
		S6	7	5	5	6	5	8	8	8	5	10	67	418	
KIRKPATRICK, A.		S1	5	9	5	6	7	9	3	8	9	3	64		
		S2	2	8	10	6	6	6	10	6	3	7	64		
		S3	8	7	7	8	5	6	9	5	5	6	66		
		S4	2	4	8	6	9	4	4	8	5	3	53		
		S5	4	6	7	6	7	7	6	7	6	3	59		
		S6	7	6	6	6	9	9	1	10	2	7	63	369	
BURNS		S1	6	6	5	4	5	5	1	8	7	10	57		
		S2	8	4	9	9	7	5	8	2	8	7	67		
		S3	0	9	6	6	10	9	6	6	5	10	67		
		S4	8	8	5	7	8	7	6	7	8	5	69		
		S5	7	7	6	7	7	2	4	5	5	9	59		
		S6	3	8	7	8	2	9	6	8	3	7	61	380	1167
KIRKPATRICK, J.		S1	7	1	0	9	4	3	8	4	4	3	43		
		S2	7	8	7	8	9	5	3	1	6	5	59		
		S3	8	8	0	6	7	7	0	4	1	8	49		
		S4	0	4	6	8	4	6	7	7	8	5	55		
		S5	5	7	0	8	3	3	5	0	3	8	42		
		S6	6	7	8	8	2	9	4	10	3	8	65	313	

SHOOTER NAME	GENDER FEMALE	SPORTER POS/TGT #	TARGET #										POSITION	SHOOTER SCORE	TEAM AGG
			1	2	3	4	5	6	7	8	9	10	TOTAL		
RAWDING		S1	7	5	0	4	7	4	7	9	2	7	52		
		S2	2	5	7	0	7	2	9	3	3	4	42		
		S3	6	8	6	1	0	0	0	1	3	5	30		
		S4	4	9	10	7	7	7	6	8	9	5	72	196	



**WEST MESA HIGH SCHOOL NJROT
JUNIOR OLYMPIC INTERNATIONAL RIFLE MATCH RESULTS
12/3/2005**



TEAM: LOS ALAMOS

SHOOTER	GENDER	SPORTER	TARGET #										POSITION	SHOOTER	TEAM
NAME	MALE	POS/TGT #	1	2	3	4	5	6	7	8	9	10	TOTAL	SCORE	AGG
ZOLLINGER, I.		S1	4	6	6	0	4	0	0	0	5	4	29		
		S2	10	0	0	3	8	1	5	0	2	2	31		
		S3	0	9	3	3	3	0	4	5	6	3	36		
		S4	0	0	3	6	8	3	2	5	7	5	39		
		S5	3	3	7	3	6	0	7	0	4	8	41		
		S6	8	3	6	4	2	6	3	6	5	0	43	219	
BEERY		S1	2	0	2	10	3	0	7	3	5	7	39		
		S2	6	4	8	7	8	7	6	10	1	0	57		
		S3	4	9	4	5	4	5	7	5	1	3	47		
		S4	4	4	8	0	3	9	4	3	9	6	50		
		S5	7	8	5	6	1	8	8	9	9	6	67		
		S6	5	7	8	9	9	5	4	4	9	9	69	329	
COOK		S1	6	2	0	2	1	4	8	1	3	0	27		
		S2	0	6	2	1	4	2	0	8	1	0	24		
		S3	6	6	1	0	3	4	2	0	9	3	34		
		S4	10	4	0	1	6	4	4	0	0	6	35		
		S5	2	5	5	6	0	1	4	0	8	6	37		
		S6	6	0	2	8	8	8	4	8	0	0	44	201	749



**WEST MESA HIGH SCHOOL NJROT
JUNIOR OLYMPIC INTERNATIONAL RIFLE MATCH RESULTS
12/3/2005**



TEAM: LA CUEVA

SHOOTER	GENDER	PRECISION	TARGET #										POSITION	SHOOTER	TEAM			
NAME	MALE	POS/TGT #	1	2	3	4	5	6	7	8	9	10	TOTAL	SCORE	AGG			
CHRISTENSEN	P1	S1	10	9	8	9	10	10	10	7	9	10	92					
		S2	9	9	9	9	10	9	9	10	9	10	93					
		S3	9	9	9	9	9	8	10	10	10	9	92					
		S4	10	9	9	10	8	10	9	9	8	9	91					
		S5	10	8	9	8	10	8	10	10	9	8	90					
		S6	8	10	10	8	9	9	10	9	10	10	93	551				
VAUGHN	P1	S1	10	10	9	9	9	10	9	10	9	10	95					
		S2	9	10	7	9	9	10	9	9	9	10	91					
		S3	10	10	10	10	7	10	9	10	9	9	94					
		S4	8	10	9	10	9	9	9	10	9	10	93					
		S5	10	9	9	9	10	8	9	9	10	10	93					
		S6	9	9	10	8	6	10	9	10	7	10	88	554				
LEE	P1	S1	9	10	10	9	8	8	9	9	8	8	88					
		S2	9	9	10	8	8	10	8	9	8	10	89					
		S3	9	10	9	10	7	9	8	9	6	8	85					
		S4	8	6	9	7	8	9	8	9	9	9	82					
		S5	9	8	10	8	8	6	6	8	9	8	80					
		S6	10	10	9	9	8	10	10	8	8	9	91	515	1620			
TOMASI	IND	S1	9	10	8	10	10	8	9	9	10	9	92					
		S2	10	9	10	8	8	9	10	9	9	10	92					
		S3	10	9	9	10	9	9	8	8	9	10	91					
		S4	10	6	8	9	9	9	9	9	9	9	87					
		S5	10	10	8	9	9	9	9	8	7	10	89					
		S6	9	9	9	9	9	8	9	8	10	9	89	540				
		GENDER			SPORTER	TARGET #										POSITION	SHOOTER	TEAM
SHOOTER	MALE	POS/TGT #	1	2	3	4	5	6	7	8	9	10	TOTAL	AGG	AGG			
DORIAN	F1	S1	10	9	5	8	9	9	6	5	10	9	80					
		S2	8	6	8	8	7	10	9	8	9	8	81					
		S3	7	1	10	10	8	8	10	2	10	8	74					
		S4	6	6	10	9	5	10	7	8	5	8	74					
		S5	9	9	9	7	6	10	7	8	9	4	78					
		S6	5	4	9	10	8	6	10	9	8	10	79	466				
BURKHALTER	S2	S1	8	8	8	7	7	7	8	7	9	8	77					
		S2	9	8	7	8	6	5	9	8	5	8	73					
		S3	7	7	7	7	9	8	9	9	7	8	78					
		S4	9	10	3	9	7	8	5	6	7	7	71					
		S5	8	7	7	8	9	6	5	9	7	10	76					
		S6	7	8	8	9	6	9	6	8	5	8	74	449				
BORDERS	S1	S1	6	8	7	9	9	7	7	10	6	7	76					
		S2	8	8	8	7	8	5	6	7	7	8	72					
		S3	8	7	8	9	7	4	5	9	6	9	72					
		S4	9	8	8	7	9	9	9	8	8	9	84					
		S5	7	6	8	8	7	9	9	9	8	9	80					
		S6	6	5	4	9	10	8	6	10	8	9	75	459	1374			
LEEPER	IND	S1	0	1	6	6	7	8	7	4	3	10	52					
		S2	8	4	8	10	2	6	6	7	6	7	64					
		S3	2	8	2	5	8	2	8	8	8	8	59					
		S4	5	8	7	5	7	0	7	4	5	5	53					
		S5	8	8	4	5	7	7	3	5	6	4	57					
		S6	4	8	10	4	5	5	9	5	8	6	64	349				
CHUN	IND	S1	8	10	5	5	7	4	7	6	10	3	65					
		S2	6	7	5	5	9	6	5	8	5	9	65					
		S3	8	6	8	9	9	7	0	7	9	7	70					
		S4	4	7	5	4	8	5	4	7	3	3	52					
		S5	6	6	4	5	9	9	2	6	9	7	63					
		S6	9	6	8	6	2	10	4	8	8	8	69	384				
KEARNEY		S1	8	8	6	7	9	9	5	7	4	5	68					
		S2	7	9	9	9	9	8	3	7	7	8	76					
		S3	9	5	7	9	7	8	7	7	8	10	77					
		S4	2	3	4	5	8	1	8	8	2	8	49					
		S5	8	9	9	8	4	9	8	8	6	7	76					
		S6	9	8	6	9	7	8	7	8	5	8	75	421				
WEBER		S1	6	9	7	10	6	5	9	5	10	6	73					
		S2	8	10	10	8	7	7	5	7	8	9	79					
		S3	7	6	4	9	4	8	9	7	3	7	64					
		S4	8	9	7	4	5	7	8	5	7	7	67					
		S5	8	4	7	7	9	9	6	7	3	8	68					
		S6	7	9	9	9	9	8	6	7	7	8	79	430	1235			
		GENDER			SPORTER	TARGET #										POSITION	SHOOTER	TEAM
SHOOTER	FEMALE	POS/TGT #	1	2	3	4	5	6	7	8	9	10	TOTAL	AGG	AGG			
LOWENSTEIN	F1	S1	10	10	9	10	9	9	10	10	10	10	97					
		S2	10	9	10	10	9	10	9	9	10	10	96					
		S3	10	10	9	8	10	10	9	10	10	10	96					
		S4	10	10	9	9	9	9	9	9	10	10	94	383				
MCCARTHY	F1	S1	10	8	10	10	9	10	9	9	10	10	95					
		S2	9	10	9	10	8	7	9	10	10	10	92					
		S3	9	10	9	9	8	10	10	9	10	10	94					
		S4	10	9	10	10	10	8	10	10	10	10	97	378				
SHANKLES	F1	S1	9	9	8	8	8	10	10	10	10	10	92					
		S2	10	9	9	9	10	9	8	10	8	7	89					
		S3	9	8	9	9	9	10	10	10	8	7	89					
		S4	8	8	9	9	9	9	9	10	9	10	91	361	1122			



**WEST MESA HIGH SCHOOL NJROT
JUNIOR OLYMPIC INTERNATIONAL RIFLE MATCH RESULTS
12/3/2005**



TEAM: MANZANO

SHOOTER	GENDER	PRECISION	TARGET #										POSITION	SHOOTER	TEAM
NAME	MALE	POS/TGT #	1	2	3	4	5	6	7	8	9	10	TOTAL	SCORE	AGG
O'NEAL		S1	7	10	9	10	9	8	8	10	10	8	89		
		S2	10	8	9	9	9	8	7	10	10	9	89		
		S3	10	9	10	10	8	9	8	8	8	10	90		
		S4	9	9	9	9	10	6	9	10	10	9	90		
		S5	10	9	10	10	10	9	9	10	9	8	94		
		S6	7	10	9	10	9	9	10	10	9	10	93	545	
HERNANDEZ, R		S1	8	8	9	7	9	10	6	9	8	9	83		
		S2	6	9	9	8	8	8	10	9	10	7	84		
		S3	7	9	6	9	9	6	10	8	8	8	80		
		S4	10	9	9	9	8	7	8	10	8	10	88		
		S5	8	8	8	9	9	8	9	9	9	9	86		
		S6	8	6	8	8	9	9	6	9	8	9	80	501	
TAFOYA		S1	9	8	10	10	9	8	9	10	9	9	91		
		S2	10	9	9	8	9	8	9	9	9	9	89		
		S3	9	9	9	8	8	8	9	10	10	9	89		
		S4	10	8	9	10	9	8	10	10	8	10	92		
		S5	10	10	10	9	10	9	8	7	7	9	89		
		S6	10	9	8	8	10	10	10	9	10	9	93	543	1589
CHAVEZ		S1	4	10	9	6	8	8	6	8	10	9	78		
		S2	5	10	8	8	8	6	9	6	7	8	75		
		S3	9	8	8	8	8	10	9	9	9	7	85		
		S4	10	8	10	6	6	8	9	10	9	5	81		
		S5	8	8	9	7	9	10	7	10	10	6	84		
		S6	10	8	7	9	8	8	9	8	7	8	82	485	
SHOOTER	GENDER	SPORTER	TARGET #										POSITION	SHOOTER	TEAM
NAME	MALE	POS/TGT #	1	2	3	4	5	6	7	8	9	10	TOTAL	SCORE	AGG
GARCIA	S1	S1	6	10	3	4	1	6	2	8	4	7	51		
		S2	3	0	1	7	6	5	5	8	0	6	41		
		S3	4	6	4	6	10	8	6	3	8	8	63		
		S4	8	8	6	5	5	4	7	8	5	9	65		
		S5	5	3	9	9	9	10	4	4	8	0	61		
		S6	6	6	7	2	5	4	7	9	5	4	55	336	
HANEY	S1	S1	9	3	9	3	9	7	5	4	9	6	64		
		S2	9	7	5	9	6	7	2	6	7	9	67		
		S3	9	7	7	8	7	8	6	7	4	5	68		
		S4	3	8	10	7	9	7	6	8	8	9	75		
		S5	8	9	8	2	7	6	2	4	7	9	62		
		S6	9	6	6	10	7	4	1	4	5	9	61	397	
LUJAN	S1	S1	3	4	6	7	1	8	10	6	6	9	60		
		S2	2	3	7	8	4	8	5	2	8	4	51		
		S3	1	2	3	4	0	6	8	7	7	2	40		
		S4	9	2	5	10	9	6	2	9	4	3	59		
		S5	7	3	0	4	8	5	5	7	7	8	54		
		S6	1	9	7	3	4	2	0	8	5	9	48	312	1045
RODRIGUEZ	S2	S1	0	7	0	7	7	3	7	9	8	8	56		
		S2	4	6	7	7	9	7	8	3	9	9	69		
		S3	5	4	0	0	0	6	6	0	7	7	35		
		S4	4	6	5	8	1	0	4	1	3	4	36		
		S5	8	7	6	5	4	5	5	4	7	4	55		
		S6	7	3	5	7	5	6	3	3	9	4	52	351	
RATION	S2	S1	3	4	6	7	3	3	3	2	7	8	46		
		S2	5	3	3	2	3	3	4	4	8	5	40		
		S3	8	5	5	7	0	7	4	5	1	6	48		
		S4	0	8	0	5	10	6	6	7	5	6	53		
		S5	4	8	5	2	0	4	4	7	0	7	41		
		S6	4	3	7	3	5	5	3	8	10	4	52	280	
CEESAY	S2	S1	6	8	5	4	1	3	7	0	8	5	47		
		S2	5	7	3	5	3	6	4	7	6	4	50		
		S3	0	7	5	7	5	4	3	6	4	9	50		
		S4	5	3	9	6	5	6	5	5	8	1	53		
		S5	8	4	3	9	8	8	10	7	3	6	66		
		S6	8	0	6	7	7	8	7	6	7	2	58	324	955
CANNADAY	IND	S1	5	7	6	0	5	5	5	1	5	8	47		
		S2	1	5	7	3	5	5	3	1	7	8	45		
		S3	9	9	8	0	1	8	7	2	1	8	53		
		S4	5	8	5	6	2	0	7	10	0	0	43		
		S5	10	4	5	7	5	8	0	2	7	7	55		
		S6	0	2	1	6	0	2	2	5	5	4	27	270	
SHOOTER	GENDER	SPORTER	TARGET #										POSITION	SHOOTER	TEAM
NAME	MALE	POS/TGT #	1	2	3	4	5	6	7	8	9	10	TOTAL	SCORE	AGG
PEREZ	FEMALE	S1	8	9	9	10	6	9	10	8	8	8	85		
		S2	9	10	9	10	8	7	9	10	9	7	88		
		S3	9	9	10	8	9	9	8	9	7	10	88		
		S4	8	9	10	8	10	10	8	7	8	7	85	346	



**WEST MESA HIGH SCHOOL NJROT
JUNIOR OLYMPIC INTERNATIONAL RIFLE MATCH RESULTS
12/3/2005**



TEAM: MORIARTY

SHOOTER	GENDER	SPORTER	TARGET #										POSITION	SHOOTER	TEAM
NAME	MALE	POS/TGT #	1	2	3	4	5	6	7	8	9	10	TOTAL	SCORE	AGG
GAHATER		S1	7	6	2	10	7	6	8	9	8	8	71		
		S2	7	9	9	7	7	7	7	4	10	5	72		
		S3	7	5	7	7	9	7	8	9	8	7	74		
		S4	7	7	4	3	7	4	7	8	7	6	60		
		S5	8	6	10	3	7	7	3	7	3	3	57		
		S6	6	9	7	3	2	7	6	9	7	9	65	399	
TORREZ		S1	8	6	5	9	7	6	1	7	8	9	66		
		S2	5	9	7	6	8	5	9	8	7	7	71		
		S3	7	6	6	8	6	6	4	1	10	0	54		
		S4	9	9	8	9	10	8	9	10	8	6	86		
		S5	5	7	5	3	5	6	6	6	9	6	58		
		S6	6	5	7	5	6	0	8	7	2	8	54	389	
CLOUD		S1	4	8	5	5	10	6	10	3	9	7	67		
		S2	8	7	3	6	9	5	5	8	10	8	69		
		S3	6	6	8	8	6	8	8	8	6	8	72		
		S4	10	5	10	7	5	5	6	9	7	9	73		
		S5	8	8	9	8	7	9	6	8	7	10	80		
		S6	7	10	9	7	9	5	6	8	6	9	76	437	1225
KRAUSE		S1	10	7	9	6	7	7	4	7	9	6	72		
		S2	7	7	3	8	5	9	5	6	6	8	64		
		S3	7	4	8	7	10	9	9	8	9	6	77		
		S4	0	5	4	9	7	6	4	6	5	9	55		
		S5	10	8	4	8	4	8	7	5	4	5	63		
		S6	10	6	4	7	6	6	6	8	8	6	67	398	
WHETSTON		S1	1	9	0	3	7	8	3	4	6	8	49		
		S2	6	3	6	2	3	7	6	7	8	5	53		
		S3	0	4	7	6	5	0	6	2	10	3	43		
		S4	5	7	0	8	7	3	7	6	7	4	54		
		S5	2	7	9	7	8	10	8	4	6	7	68		
		S6	7	10	6	7	10	2	4	0	4	5	55	322	
BERGMAN		S1	7	8	8	10	2	8	5	1	7	4	60		
		S2	6	7	10	3	8	10	6	6	3	7	66		
		S3	3	7	9	8	5	7	9	4	2	10	64		
		S4	8	6	7	7	8	7	7	5	2	8	65		
		S5	5	8	7	5	8	7	1	8	3	5	57		
		S6	2	5	5	6	7	9	8	7	7	6	62	374	1094
COUPE		S1	5	0	5	4	0	0	10	7	0	4	35		
		S2	0	7	2	6	6	0	7	0	0	7	35		
		S3	4	6	0	8	2	7	4	8	0	3	42		
		S4	0	8	4	0	4	7	1	3	8	0	35		
		S5	7	3	5	10	4	4	8	7	3	8	59		
		S6	7	6	6	9	2	5	3	5	1	3	47	253	
ELDRIDGE		S1	6	8	6	1	0	0	0	1	3	5	30		
		S2	4	9	10	7	7	7	6	8	9	5	72		
		S3	0	3	8	2	5	5	4	3	5	9	44		
		S4	3	0	7	5	3	0	1	2	6	4	31		
		S5	3	1	2	2	5	4	3	7	0	9	36		
		S6	0	8	7	6	5	2	6	0	8	0	42	255	
MARQUEZ		S1	1	2	9	0	0	0	3	7	6	2	30		
		S2	2	10	6	0	4	0	7	6	0	0	35		
		S3	5	1	8	0	1	6	4	3	8	4	40		
		S4	5	2	1	0	1	5	7	4	4	4	33		
		S5	10	0	7	5	7	8	9	9	3	6	64		
		S6	8	0	0	8	0	1	6	2	8	5	38	240	748
SHOOTER	GENDER	SPORTER	TARGET #										POSITION	SHOOTER	TEAM
NAME	FEMALE	POS/TGT #	1	2	3	4	5	6	7	8	9	10	TOTAL	SCORE	AGG
BURGER		S1	8	0	4	4	0	0	3	2	1	0	22		
		S2	0	0	0	0	1	4	0	1	0	0	6		
		S3	0	0	2	0	0	0	6	0	0	0	8		
		S4	0	6	0	0	3	6	0	0	2	0	17	53	
PEARSON		S1	7	0	0	0	0	0	0	0	0	0	7		
		S2	0	0	0	0	0	0	0	0	0	0	0		
		S3	0	0	0	5	0	5	0	0	0	0	10		
		S4	4	1	1	0	0	4	7	7	9	0	33	67	



**WEST MESA HIGH SCHOOL NJROT
JUNIOR OLYMPIC INTERNATIONAL RIFLE MATCH RESULTS
12/3/2005**



TEAM: RIO RANCHO

SHOOTER	GENDER	SPORTER	TARGET #										POSITION	SHOOTER	TEAM
NAME	FEMALE	POS/TGT #	1	2	3	4	5	6	7	8	9	10	TOTAL	AGG	AGG
SCHROEDER		S1	9	8	7	7	9	10	8	7	9	8	82		
		S2	7	9	10	7	7	9	10	9	10	10	88		
		S3	9	9	10	7	6	8	9	10	8	7	83		
		S4	7	7	6	7	6	6	6	8	7	4	64		
														317	
SIBLEY		S1	1	9	7	4	3	1	2	1	2	6	36		
		S2	10	0	5	7	9	4	7	5	1	3	51		
		S3	7	4	6	9	6	5	7	5	4	9	62		
		S4	6	10	8	7	4	1	8	4	5	5	58	207	
SHOOTER	GENDER	SPORTER	TARGET #										POSITION	SHOOTER	TEAM
NAME	MALE	POS/TGT #	1	2	3	4	5	6	7	8	9	10	TOTAL	AGG	AGG
PURVIS		S1	6	2	3	3	8	7	9	9	8	1	56		
		S2	2	1	6	9	2	3	8	2	4	2	39		
		S3	7	3	6	4	2	2	9	3	5	6	47		
		S4	6	0	7	1	1	6	2	1	1	5	30		
		S5	1	8	9	6	8	5	8	5	7	6	63		
		S6	5	5	4	8	7	3	3	7	4	7	53	288	



**WEST MESA HIGH SCHOOL NJROT
JUNIOR OLYMPIC INTERNATIONAL RIFLE MATCH RESULTS
12/3/2005**



TEAM: WEST MESA

SHOOTER NAME	GENDER	SPORTER POS/TGT #	TARGET #										POSITION TOTAL	SHOOTER AGG	TEAM AGG
			1	2	3	4	5	6	7	8	9	10			
ROMERO	MALE	S1	9	8	9	8	7	10	9	7	9	7	83		
		S2	9	10	10	9	8	9	10	10	9	9	93		
		S3	9	9	9	9	7	9	9	6	10	8	85		
		S4	9	9	10	9	8	7	9	8	7	9	85		
		S5	9	8	8	9	10	8	10	10	9	9	90		
		S6	7	9	9	8	9	8	8	8	8	9	83	519	
WATSON		S1	10	10	9	9	9	9	9	10	9	93			
		S2	10	9	7	10	9	10	9	9	9	9	91		
		S3	8	9	10	7	9	9	9	10	9	9	89		
		S4	10	9	9	9	10	9	9	9	8	10	92		
		S5	9	10	8	10	9	9	10	10	9	10	94		
		S6	8	9	10	9	7	8	10	10	9	9	89	548	
SAIZ		S1	10	9	9	8	9	9	10	9	10	9	92		
		S2	8	9	9	10	9	9	10	8	9	9	90		
		S3	9	8	9	9	9	8	9	7	10	8	86		
		S4	10	8	10	9	10	10	8	9	9	9	92		
		S5	9	8	8	10	9	9	9	10	10	9	91		
		S6	9	8	9	9	10	9	10	9	10	8	91	542	1609
VALLEJO		S1	7	8	7	9	9	10	10	9	8	7	84		
		S2	5	7	9	9	7	8	10	9	8	9	81		
		S3	7	10	9	10	9	8	8	8	7	8	84		
		S4	8	8	9	8	9	9	9	9	10	10	89		
		S5	4	9	8	9	8	9	6	9	7	9	78		
		S6	7	9	10	7	8	8	8	8	9	10	84	500	
CANDELARIA		S1	9	8	6	7	8	8	8	10	8	8	80		
		S2	6	10	9	7	10	9	7	6	9	10	83		
		S3	8	8	6	9	8	7	8	10	9	9	82		
		S4	9	9	9	8	8	8	5	10	8	8	82		
		S5	10	10	9	9	6	7	9	8	7	8	83		
		S6	8	7	10	9	6	7	8	8	7	8	78	488	
PORRAS		S1										0			
		S2										0			
		S3										0			
		S4										0			
		S5										0			
		S6										0	0	0	
WILLEY, M.	MALE	S1	8	7	6	6	7	1	3	4	7	5	54		
		S2	3	5	5	7	9	7	6	6	8	5	61		
		S3	5	4	8	2	6	0	2	6	6	9	48		
		S4	8	7	8	1	6	6	5	4	0	9	54		
		S5	3	8	9	9	7	9	5	6	7	7	70		
		S6	7	9	6	8	7	2	3	4	7	6	59	346	
BENEVIDEZ, A.		S1										0			
		S2										0			
		S3										0			
		S4										0			
		S5										0			
		S6										0	0		
MARTINEZ, G.		S1	5	0	7	3	5	6	1	5	0	10	42		
		S2	9	3	3	8	6	6	7	0	5	2	49		
		S3	8	2	6	10	9	9	4	4	4	7	63		
		S4	8	8	8	3	5	9	6	5	0	7	59		
		S5	2	3	3	0	7	3	8	7	7	9	49		
		S6	0	6	8	3	9	5	4	0	1	0	36	298	644
LOPEZ, G.		S1	7	5	0	3	0	5	4	6	1	8	39		
		S2	0	2	3	6	8	5	2	5	7	2	40		
		S3	0	0	1	8	5	1	0	0	3	9	27		
		S4	0	0	0	1	4	0	2	0	0	0	7		
		S5	8	8	5	0	1	6	0	1	7	6	42		
		S6	6	3	0	0	10	3	0	0	0	0	22	177	
TORREZ		S1										0			
		S2										0			
		S3										0			
		S4										0			
		S5										0			
		S6										0	0		
DURAN	IIND	S1	7	3	4	7	7	1	0	0	0	0	29		
		S2	0	0	2	0	7	0	0	4	0	1	14		
		S3	1	0	0	0	0	0	0	2	4	3	10		
		S4	6	0	4	0	0	0	0	0	0	0	10		
		S5	0	0	0	0	0	3	0	0	0	6	9		
		S6	0	7	0	4	4	4	0	0	0	0	19	91	268
ARTHUR	FEMALE	S1	9	10	9	8	10	10	10	8	9	9	92		
		S2	9	9	10	9	10	7	7	9	9	9	88		
		S3	10	9	10	10	9	9	9	8	10	10	94		
		S4	10	9	9	9	9	9	9	9	10	10	93	367	
		S1	4	4	6	0	5	9	5	4	3	8	48		
		S2	5	5	0	5	5	5	6	4	6	0	41		
ANDERSON		S3	7	0	4	0	0	0	3	7	7	4	32		
		S4	10	0	4	3	2	5	0	4	2	5	35	156	
		S1	8	10	3	3	7	1	6	8	10	7	63		
		S2	3	6	6	5	10	6	5	10	9	6	66		
		S3	7	0	5	8	1	7	1	8	7	4	48		
		S4	2	7	0	1	2	6	5	5	6	1	35	212	735
ROMERO		S1	1	0	0	0	0	1	0	0	2	0	4		
		S2	0	8	0	0	0	0	0	0	0	0	8		
		S3	0	0	0	0	0	0	0	0	4	0	4		
		S4	0	0	0	6	0	0	0	0	0	0	6	22	