

2010 New Mexico State Senior 4-H State A TOP 3 Shooters on each TEAM count for overall in each event

				3-Position Air Match -- 300 points MAX				Silhouette Air Match -- 300 points max (7.5/hit)							
Last	First	County	Contest	P	S	K	AGG	3PTOP3	C	P	T	R	AGG	SLTOP3	OVERALL
Barraza	Brady	Chaves	Air Rifle	77	78	85	240	668	5	9	5	1	150	630	1298
Barraza	Lane	Chaves	Air Rifle	84	48	77	209		9	7	7	9	240		
Meech	Cody	Chaves	Air Rifle	86	67	66	219		5	5	6	8	180		
Meech	Shelby	Chaves	Air Rifle	67	42	50	159		9	6	9	4	210		
Morales	Camille	Chaves	Air Rifle	SCRATCH					SCRATCH						
Arko	Erin	Colfax	Air Rifle	58	21	29	108	NO TEAM	3	3	2	0	60	NO TEAM	
Simpson	Brenna	Colfax	Air Rifle	SCRATCH					SCRATCH						
Trujillo	Kayla	Colfax	Air Rifle	10	19	15	44		0	1	4	0	37.5		
Louck	Sarah	Grant	Air Rifle	86	67	88	241	735	9	10	8	9	270	705	1440
Petty	Chad	Grant	Air Rifle	84	54	80	218		5	5	4	2	120		
Van Dran	Gene	Grant	Air Rifle	90	75	83	248		5	6	9	6	195		
Ybarra	Josh	Grant	Air Rifle	94	78	74	246		7	9	8	8	240		
Black	Royce	Lincoln	Air Rifle	91	58	74	223	448	8	6	3	3	150	472.5	920.5
Dale	Lance	Lincoln	Air Rifle	25	7	15	47		4	7	5	3	142.5		
Koenig	Jesse	Lincoln	Air Rifle	SCRATCH					SCRATCH						
Reynolds	Joshua	Lincoln	Air Rifle	47	47	84	178		6	8	6	4	180		
Hartman	Matthew	Luna	Air Rifle	92	66	85	243	663	9	8	7	4	210	592.5	1255.5
Hays	Emily	Luna	Air Rifle	75	60	54	189		4	5	8	4	157.5		
Lewis	Jonathan	Luna	Air Rifle	80	44	67	191		7	7	3	8	187.5		
Nunn	Kelsey	Luna	Air Rifle	86	56	77	219		6	7	4	5	165		
Pickett	Tel	Luna	Air Rifle	79	48	74	201		7	6	7	9	217.5		
Gariss	Carolina	Valencia	Air Rifle	93	75	87	255	784	7	10	8	6	232.5	742.5	1526.5
Martin	Kaite	Valencia	Air Rifle	95	82	90	267		10	10	10	9	292.5		
Martin	Rachel	Valencia	Air Rifle	96	76	88	260		9	8	9	3	217.5		
Martin	Sarah	Valencia	Air Rifle	91	80	86	257		9	8	7	5	217.5		

Last	First	County	Contest	HI-POINT SCORE
Martin	Kaite	Valencia	Air Rifle	559.5
Louck	Sarah	Grant	Air Rifle	511
Gariss	Carolina	Valencia	Air Rifle	487.5
Ybarra	Josh	Grant	Air Rifle	486
Martin	Rachel	Valencia	Air Rifle	477.5
Martin	Sarah	Valencia	Air Rifle	474.5
Hartman	Matthew	Luna	Air Rifle	453
Barraza	Lane	Chaves	Air Rifle	449
Van Dran	Gene	Grant	Air Rifle	443
Pickett	Tel	Luna	Air Rifle	418.5
Meech	Cody	Chaves	Air Rifle	399
Barraza	Brady	Chaves	Air Rifle	390
Nunn	Kelsey	Luna	Air Rifle	384
Lewis	Jonathan	Luna	Air Rifle	378.5
Black	Royce	Lincoln	Air Rifle	373
Meech	Shelby	Chaves	Air Rifle	369
Reynolds	Joshua	Lincoln	Air Rifle	358
Hays	Emily	Luna	Air Rifle	346.5
Petty	Chad	Grant	Air Rifle	338
Dale	Lance	Lincoln	Air Rifle	189.5
Arko	Erin	Colfax	Air Rifle	168
Trujillo	Kayla	Colfax	Air Rifle	81.5
Morales	Camille	Chaves	Air Rifle	0
Simpson	Brenna	Colfax	Air Rifle	0
Koenig	Jesse	Lincoln	Air Rifle	0

**CMP SPORTER AIR RIFLE
SANCTIONED 3-POSITION MATCH
RESULTS
3x10 Event**

100501_NM4H_STATE
Team - 4-H Club
Albuquerque Public Schools

5/1/2010

Rank	Participant	Prone	Standing	Kneeling	Team Air Rifle
1	VALENCIA Team-A	375 - 16	313 - 1	351 - 3	1039 - 20
	GARISS, Carolina (77893)	93 - 3	75 - 0	87 - 0	255 - 3
	MARTIN, Kaitlyn (40466)	95 - 5	82 - 0	90 - 0	267 - 5
	MARTIN, Rachel (40468)	96 - 7	76 - 0	88 - 1	260 - 8
	MARTIN, Sarah (40467)	91 - 1	80 - 1	86 - 2	257 - 4
2	GRANT Team-A	354 - 7	274 - 2	325 - 1	953 - 10
	LOUCK, Sarah (82614)	86 - 1	67 - 0	88 - 1	241 - 2
	YBARRA, Josh (82620)	94 - 2	78 - 2	74 - 0	246 - 4
	VANDRAN, William (87816)	90 - 3	75 - 0	83 - 0	248 - 3
	PETTY, Chad (102708)	84 - 1	54 - 0	80 - 0	218 - 1
3	LUNA Team-A	332 - 3	230 - 0	290 - 2	852 - 5
	HARTMAN, Matthew (111248)	92 - 1	66 - 0	85 - 2	243 - 3
	HAYS, Emily (125565)	75 - 1	60 - 0	54 - 0	189 - 1
	NUNN, Kelsey (125567)	86 - 1	56 - 0	77 - 0	219 - 1
	PICKETT, Tell (111251)	79 - 0	48 - 0	74 - 0	201 - 0
4	CHAVES Team-A	314 - 2	235 - 2	278 - 3	827 - 7
	BARAZZA, Brady (111243)	77 - 0	78 - 1	85 - 1	240 - 2
	BARAZZA, Lane (91411)	84 - 0	48 - 0	77 - 1	209 - 1
	MEECH, Cody (91415)	86 - 1	67 - 1	66 - 1	219 - 3
	MEECH, Shelby (125558)	67 - 1	42 - 0	50 - 0	159 - 1
5	LINCOLN Team-A	163 - 3	112 - 0	173 - 1	448 - 4
	BLACK, Royce (125561)	91 - 3	58 - 0	74 - 0	223 - 3
	DALE, Lance (125562)	25 - 0	7 - 0	15 - 0	47 - 0
	KOENIG, Jesse (125563)	0 - 0	0 - 0	0 - 0	0 - 0
	REYNOLDS, Joshua (125564)	47 - 0	47 - 0	84 - 1	178 - 1

100501_NM4H_STATE
Aggregate - 4-H Club
Albuquerque Public Schools

5/1/2010

Rank	Participant	Prone	Standing	Kneeling	Air Rifle
1	MARTIN, Kaitlyn (40466)	95 - 5	82 - 0	90 - 0	267 - 5
2	MARTIN, Rachel (40468)	96 - 7	76 - 0	88 - 1	260 - 8
3	MARTIN, Sarah (40467)	91 - 1	80 - 1	86 - 2	257 - 4
4	GARISS, Carolina (77893)	93 - 3	75 - 0	87 - 0	255 - 3
5	VANDRAN, William (87816)	90 - 3	75 - 0	83 - 0	248 - 3
6	YBARRA, Josh (82620)	94 - 2	78 - 2	74 - 0	246 - 4
7	HARTMAN, Matthew (111248)	92 - 1	66 - 0	85 - 2	243 - 3
8	LOUCK, Sarah (82614)	86 - 1	67 - 0	88 - 1	241 - 2
9	BARAZZA, Brady (111243)	77 - 0	78 - 1	85 - 1	240 - 2
10	BLACK, Royce (125561)	91 - 3	58 - 0	74 - 0	223 - 3
11	MEECH, Cody (91415)	86 - 1	67 - 1	66 - 1	219 - 3
12	NUNN, Kelsey (125567)	86 - 1	56 - 0	77 - 0	219 - 1
13	PETTY, Chad (102708)	84 - 1	54 - 0	80 - 0	218 - 1
14	BARAZZA, Lane (91411)	84 - 0	48 - 0	77 - 1	209 - 1
15	PICKETT, Tell (111251)	79 - 0	48 - 0	74 - 0	201 - 0
16	LEWIS, Jonathan (125566)	80 - 2	44 - 0	67 - 0	191 - 2
17	HAYS, Emily (125565)	75 - 1	60 - 0	54 - 0	189 - 1
18	REYNOLDS, Joshua (125564)	47 - 0	47 - 0	84 - 1	178 - 1
19	MEECH, Shelby (125558)	67 - 1	42 - 0	50 - 0	159 - 1
20	ARKO, Erin (125559)	58 - 0	21 - 0	29 - 0	108 - 0
21	DALE, Lance (125562)	25 - 0	7 - 0	15 - 0	47 - 0
22	TRUJILLO, Kayla (125560)	10 - 0	19 - 0	15 - 1	44 - 1

100501_NM4H_STATE
Prone - 4-H Club
Albuquerque Public Schools

5/1/2010

Rank	Participant	PR 1	Prone
1	MARTIN, Rachel (40468)	96 - 7	96 - 7
2	MARTIN, Kaitlyn (40466)	95 - 5	95 - 5
3	YBARRA, Josh (82620)	94 - 2	94 - 2
4	GARISS, Carolina (77893)	93 - 3	93 - 3
5	HARTMAN, Matthew (111248)	92 - 1	92 - 1
6	BLACK, Royce (125561)	91 - 3	91 - 3
7	MARTIN, Sarah (40467)	91 - 1	91 - 1
8	VANDRAN, William (87816)	90 - 3	90 - 3
9	MEECH, Cody (91415)	86 - 1	86 - 1
10	LOUCK, Sarah (82614)	86 - 1	86 - 1
11	NUNN, Kelsey (125567)	86 - 1	86 - 1
12	PETTY, Chad (102708)	84 - 1	84 - 1
13	BARAZZA, Lane (91411)	84 - 0	84 - 0
14	LEWIS, Jonathan (125566)	80 - 2	80 - 2
15	PICKETT, Tell (111251)	79 - 0	79 - 0
16	BARAZZA, Brady (111243)	77 - 0	77 - 0
17	HAYS, Emily (125565)	75 - 1	75 - 1
18	MEECH, Shelby (125558)	67 - 1	67 - 1
19	ARKO, Erin (125559)	58 - 0	58 - 0
20	REYNOLDS, Joshua (125564)	47 - 0	47 - 0
21	DALE, Lance (125562)	25 - 0	25 - 0
22	TRUJILLO, Kayla (125560)	10 - 0	10 - 0

100501_NM4H_STATE
Standing - 4-H Club
Albuquerque Public Schools

5/1/2010

Rank	Participant	ST 1	Standing
1	MARTIN, Kaitlyn (40466)	82 - 0	82 - 0
2	MARTIN, Sarah (40467)	80 - 1	80 - 1
3	YBARRA, Josh (82620)	78 - 2	78 - 2
4	BARAZZA, Brady (111243)	78 - 1	78 - 1
5	MARTIN, Rachel (40468)	76 - 0	76 - 0
6	GARISS, Carolina (77893)	75 - 0	75 - 0
7	VANDRAN, William (87816)	75 - 0	75 - 0
8	MEECH, Cody (91415)	67 - 1	67 - 1
9	LOUCK, Sarah (82614)	67 - 0	67 - 0
10	HARTMAN, Matthew (111248)	66 - 0	66 - 0
11	HAYS, Emily (125565)	60 - 0	60 - 0
12	BLACK, Royce (125561)	58 - 0	58 - 0
13	NUNN, Kelsey (125567)	56 - 0	56 - 0
14	PETTY, Chad (102708)	54 - 0	54 - 0
15	BARAZZA, Lane (91411)	48 - 0	48 - 0
16	PICKETT, Tell (111251)	48 - 0	48 - 0
17	REYNOLDS, Joshua (125564)	47 - 0	47 - 0
18	LEWIS, Jonathan (125566)	44 - 0	44 - 0
19	MEECH, Shelby (125558)	42 - 0	42 - 0
20	ARKO, Erin (125559)	21 - 0	21 - 0
21	TRUJILLO, Kayla (125560)	19 - 0	19 - 0
22	DALE, Lance (125562)	7 - 0	7 - 0

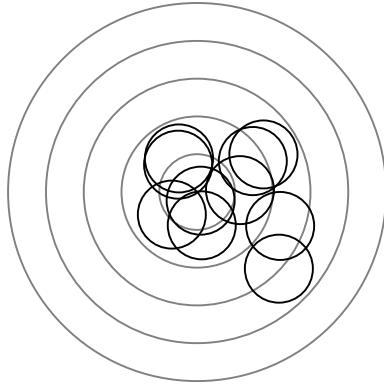
100501_NM4H_STATE
Kneeling - 4-H Club
Albuquerque Public Schools

5/1/2010

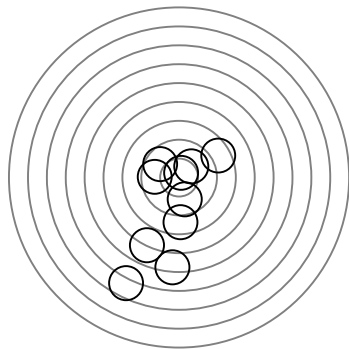
Rank	Participant	KN 1	Kneeling
1	MARTIN, Kaitlyn (40466)	90 - 0	90 - 0
2	LOUCK, Sarah (82614)	88 - 1	88 - 1
2	MARTIN, Rachel (40468)	88 - 1	88 - 1
4	GARISS, Carolina (77893)	87 - 0	87 - 0
5	MARTIN, Sarah (40467)	86 - 2	86 - 2
6	HARTMAN, Matthew (111248)	85 - 2	85 - 2
7	BARAZZA, Brady (111243)	85 - 1	85 - 1
8	REYNOLDS, Joshua (125564)	84 - 1	84 - 1
9	VANDRAN, William (87816)	83 - 0	83 - 0
10	PETTY, Chad (102708)	80 - 0	80 - 0
11	BARAZZA, Lane (91411)	77 - 1	77 - 1
12	NUNN, Kelsey (125567)	77 - 0	77 - 0
13	BLACK, Royce (125561)	74 - 0	74 - 0
14	PICKETT, Tell (111251)	74 - 0	74 - 0
15	YBARRA, Josh (82620)	74 - 0	74 - 0
16	LEWIS, Jonathan (125566)	67 - 0	67 - 0
17	MEECH, Cody (91415)	66 - 1	66 - 1
18	HAYS, Emily (125565)	54 - 0	54 - 0
19	MEECH, Shelby (125558)	50 - 0	50 - 0
20	ARKO, Erin (125559)	29 - 0	29 - 0
21	TRUJILLO, Kayla (125560)	15 - 1	15 - 1
22	DALE, Lance (125562)	15 - 0	15 - 0

**CMP SPORTER AIR RIFLE
SANCTIONED 3-POSITION MATCH
SHOOTER TARGET SUMMARY
(In Relay Order)**

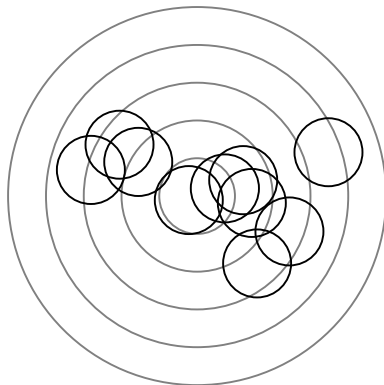
100501_NM4H_STATE
MARTIN, Sarah (40467): 257 - 4
 5/1/2010



Shot	Score	X Pos.	Y Pos.	Radius
P1	10*	0.23	-0.57	0.61
P2	10	0.31	-2.20	2.22
P3	10	-1.25	1.81	2.20
P4	8	4.39	2.49	5.04
P5	9	3.69	2.05	4.22
P6	9	-1.20	2.22	2.53
P7	8	5.41	-5.07	7.41
P8	9	2.84	0.13	2.84
P9	8	5.49	-2.24	5.93
P10	10	-1.67	-1.50	2.24
PR 1: 91 - 1				

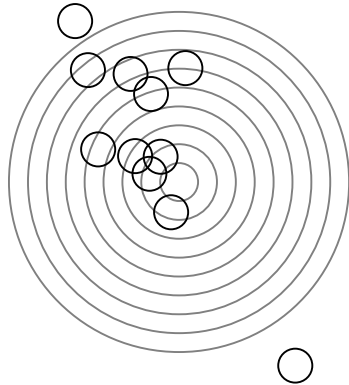


Shot	Score	X Pos.	Y Pos.	Radius
S1	8	5.17	2.91	5.93
S2	7	-4.25	-8.95	9.91
S3	9	-3.22	0.09	3.23
S4	10	1.61	1.48	2.18
S5	8	0.18	-5.91	5.91
S6	4	-7.02	-13.97	15.63
S7	10*	0.26	0.62	0.67
S8	6	-0.89	-11.87	11.91
S9	9	-2.51	1.78	3.08
S10	9	0.75	-2.88	2.97
ST 1: 80 - 1				

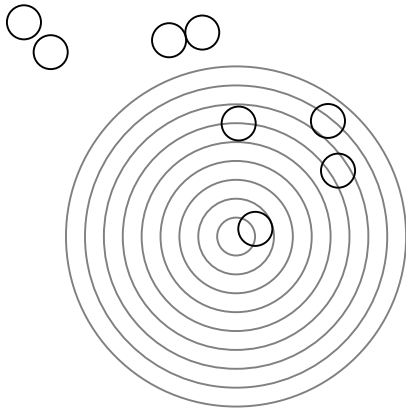


Shot	Score	X Pos.	Y Pos.	Radius
K1	8	6.10	-2.34	6.54
K2	8	3.97	-4.45	5.97
K3	9	3.05	1.05	3.22
K4	8	-7.02	1.73	7.23
K5	7	8.69	2.90	9.16
K6	8	-5.13	3.40	6.16
K7	10*	1.84	0.51	1.91
K8	9	-3.89	2.26	4.50
K9	9	3.62	-0.46	3.65
K10	10*	-0.55	-0.27	0.62
KN 1: 86 - 2				

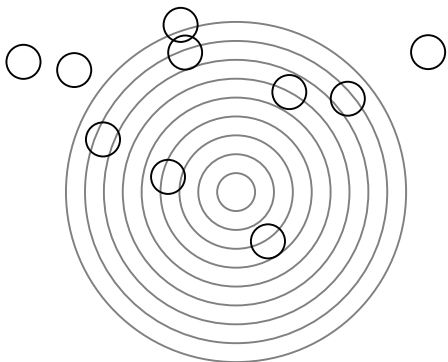
100501_NM4H_STATE
ARKO, Erin (125559): 108 - 0
 5/1/2010



Shot	Score	X Pos.	Y Pos.	Radius
P1	9	-3.92	1.09	4.07
P2	3	-12.06	14.81	19.10
P3	6	-10.71	4.32	11.55
P4	4	-6.43	14.30	15.68
P5	9	-1.06	-4.00	4.13
P6	4	0.83	15.07	15.09
P7	0	-13.75	21.29	25.35
P8	8	-5.82	3.43	6.75
P9	6	-3.71	11.64	12.22
P10	9	-2.45	3.35	4.15
PR 1:	58 - 0			

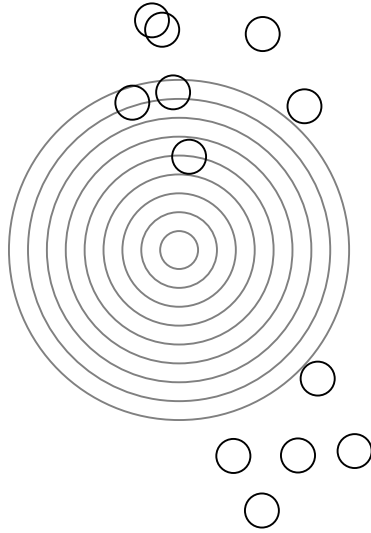


Shot	Score	X Pos.	Y Pos.	Radius
S1	0	15.36	40.74	43.54
S2	4	13.49	8.72	16.06
S3	0	-24.53	24.39	34.59
S4	0	-8.86	25.97	27.44
S5	9	2.54	1.01	2.73
S6	0	36.03	-2.02	36.08
S7	3	12.15	15.29	19.53
S8	5	0.34	14.96	14.96
S9	0	-4.47	26.99	27.36
S10	0	-28.07	28.34	39.89
ST 1:	21 - 0			

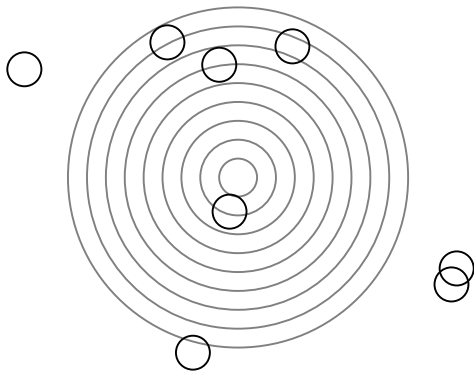


Shot	Score	X Pos.	Y Pos.	Radius
K1	7	-9.01	2.01	9.23
K2	7	4.22	-6.52	7.76
K3	3	-17.61	6.96	18.93
K4	5	7.04	13.23	14.98
K5	1	-7.34	22.11	23.30
K6	3	-6.74	18.45	19.65
K7	0	-21.42	16.14	26.82
K8	0	25.40	18.51	31.43
K9	3	14.77	12.35	19.25
K10	0	-28.14	17.23	32.99
KN 1:	29 - 0			

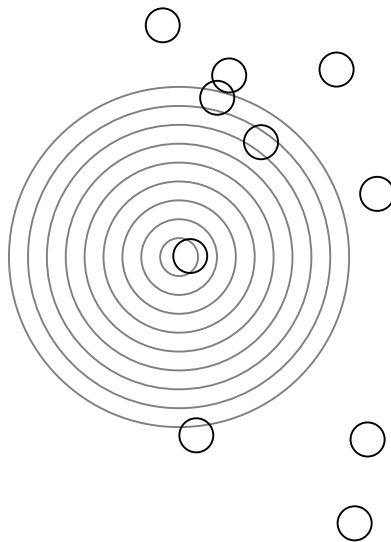
100501_NM4H_STATE
TRUJILLO, Kayla (125560): 44 - 1
 5/1/2010



Shot	Score	X Pos.	Y Pos.	Radius
P1	2	-0.79	20.86	20.88
P2	2	-6.19	19.49	20.45
P3	0	-3.59	30.39	30.60
P4	0	16.59	19.02	25.24
P5	6	1.32	12.34	12.41
P6	0	11.06	28.58	30.64
P7	0	7.18	-27.24	28.17
P8	0	-2.25	29.15	29.23
P9	0	15.72	-27.17	31.39
P10	0	18.33	-17.00	25.00
PR 1:	10 - 0			

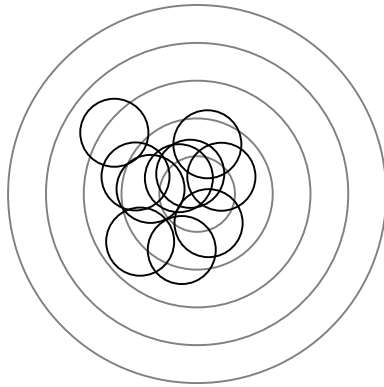


Shot	Score	X Pos.	Y Pos.	Radius
S1	0	-28.27	14.32	31.69
S2	3	7.19	17.35	18.78
S3	9	-1.14	-4.51	4.65
S4	4	-2.49	14.92	15.13
S5	0	10.96	30.56	32.47
S6	0	28.23	-14.14	31.57
S7	1	-5.97	-23.17	23.92
S8	0	28.92	-12.02	31.32
S9	0	23.22	38.43	44.90
S10	2	-9.36	17.88	20.19
ST 1:	19 - 0			

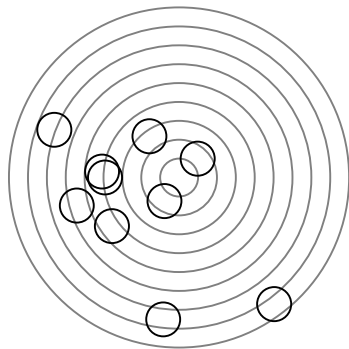


Shot	Score	X Pos.	Y Pos.	Radius
K1	0	5.04	21.07	21.66
K2	1	6.62	24.02	24.92
K3	0	23.22	-35.22	42.18
K4	1	2.27	-23.58	23.69
K5	0	26.20	8.37	27.50
K6	0	-2.17	30.66	30.74
K7	10*	1.47	0.14	1.47
K8	0	20.82	24.81	32.39
K9	0	24.93	-24.13	34.70
K10	3	10.84	15.20	18.67
KN 1:	15 - 1			

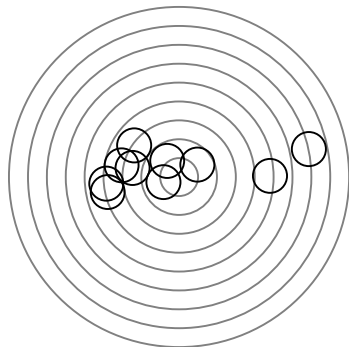
100501_NM4H_STATE
BLACK, Royce (125561): 223 - 3
 5/1/2010



Shot	Score	X Pos.	Y Pos.	Radius
P1	7	-4.07	1.16	4.23
P2	8	-5.48	4.06	6.81
P3	9	-1.01	-3.70	3.84
P4	9	-3.08	0.33	3.10
P5	10	0.76	-1.92	2.07
P6	10*	1.60	1.15	1.97
P7	10*	-1.20	1.05	1.60
P8	9	-3.77	-3.15	4.91
P9	10*	-0.46	1.34	1.41
P10	9	0.68	3.29	3.36
PR 1:	91 - 3			

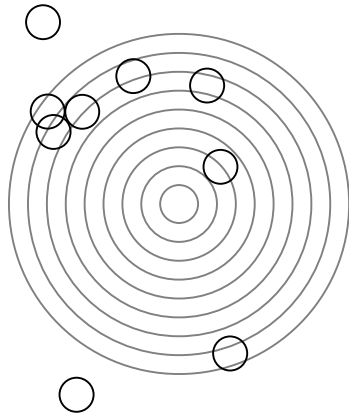


Shot	Score	X Pos.	Y Pos.	Radius
S1	5	-13.53	-3.71	14.03
S2	3	-16.52	6.32	17.68
S3	9	2.45	2.49	3.50
S4	7	-9.80	0.01	9.80
S5	9	-1.93	-3.11	3.66
S6	8	-3.92	5.47	6.73
S7	2	12.58	-16.74	20.94
S8	6	-10.19	0.80	10.22
S9	3	-2.10	-18.77	18.89
S10	6	-8.89	-6.43	10.97
ST 1:	58 - 0			

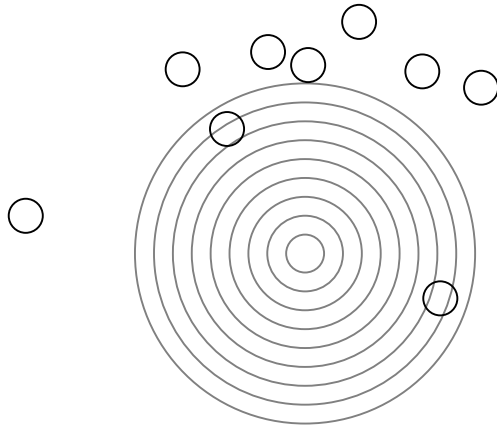


Shot	Score	X Pos.	Y Pos.	Radius
K1	9	-1.57	2.14	2.66
K2	9	2.42	1.64	2.93
K3	3	17.16	3.70	17.55
K4	8	-6.16	1.20	6.28
K5	7	-9.63	-0.87	9.67
K6	8	-5.94	4.19	7.27
K7	10	-2.07	-0.67	2.18
K8	7	-9.45	-1.98	9.66
K9	6	12.03	0.16	12.03
K10	7	-7.60	1.56	7.76
KN 1:	74 - 0			

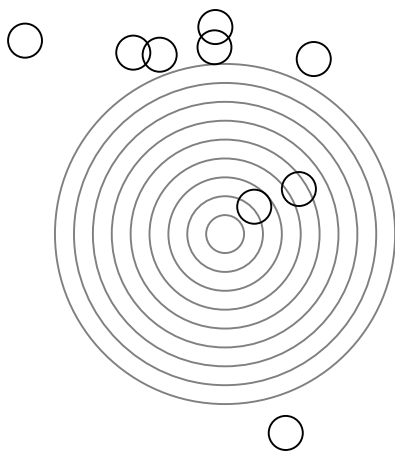
100501_NM4H_STATE
DALE, Lance (125562): 47 - 0
 5/1/2010



Shot	Score	X Pos.	Y Pos.	Radius
P1	2	-17.39	12.24	21.26
P2	8	5.47	4.92	7.36
P3	3	-12.82	12.20	17.70
P4	3	-6.06	16.92	17.97
P5	2	6.75	-19.77	20.89
P6	4	3.70	15.67	16.10
P7	0	-18.00	24.06	30.05
P8	3	-16.62	9.53	19.16
PR 1: 25 - 0				

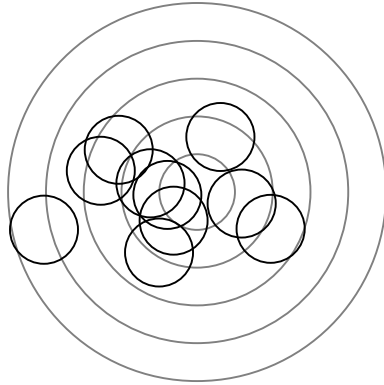


Shot	Score	X Pos.	Y Pos.	Radius
S1	3	-10.32	16.48	19.45
S2	0	-13.57	39.79	42.04
S3	1	0.40	24.93	24.93
S4	0	-36.96	5.00	37.30
S5	0	-16.21	24.37	29.27
S6	0	7.15	30.65	31.48
S7	3	17.88	-5.93	18.84
S8	0	15.51	24.10	28.66
S9	0	23.28	21.93	31.99
S10	0	-4.90	26.66	27.11
ST 1: 7 - 0				

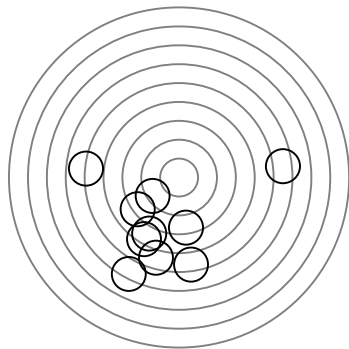


Shot	Score	X Pos.	Y Pos.	Radius
K1	0	-8.66	23.72	25.25
K2	6	9.76	5.96	11.44
K3	1	-1.41	24.71	24.75
K4	0	-12.15	24.00	26.90
K5	0	8.02	-26.32	27.51
K6	0	-26.47	25.59	36.82
K7	0	11.72	23.16	25.96
K8	8	3.85	3.62	5.29
K9	0	-1.29	27.38	27.41
KN 1: 15 - 0				

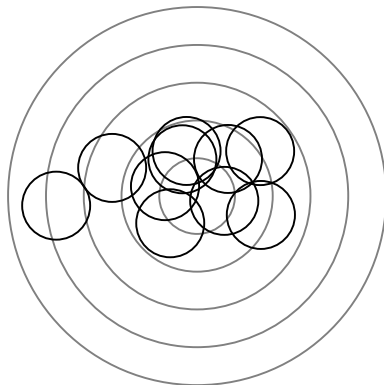
100501_NM4H_STATE
LOUCK, Sarah (82614): 241 - 2
 5/1/2010



Shot	Score	X Pos.	Y Pos.	Radius
P1	10	-1.56	-1.90	2.45
P2	9	-3.09	0.58	3.14
P3	9	1.54	3.64	3.96
P4	8	4.86	-2.43	5.44
P5	8	-5.19	2.79	5.89
P6	9	-2.52	-4.00	4.72
P7	6	-10.13	-2.49	10.43
P8	9	2.95	-0.76	3.04
P9	10*	-1.97	-0.19	1.98
P10	8	-6.37	1.41	6.53
PR 1:	86 - 1			

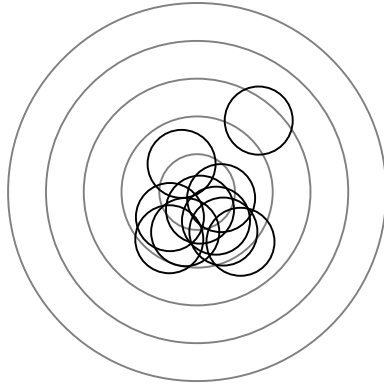


Shot	Score	X Pos.	Y Pos.	Radius
S1	8	-5.49	-4.19	6.90
S2	8	0.91	-6.62	6.69
S3	5	13.74	1.50	13.82
S4	9	-3.50	-2.43	4.26
S5	6	-12.32	1.19	12.37
S6	7	-3.96	-7.41	8.40
S7	6	1.58	-11.51	11.62
S8	7	-4.65	-8.15	9.38
S9	5	-6.66	-12.76	14.39
S10	6	-3.06	-10.60	11.03
ST 1:	67 - 0			

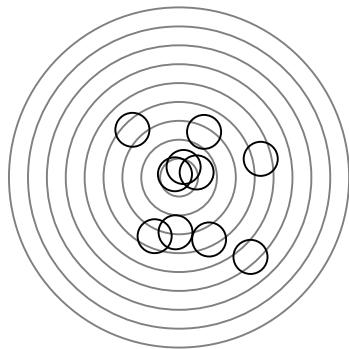


Shot	Score	X Pos.	Y Pos.	Radius
K1	9	-0.97	2.44	2.62
K2	9	4.22	-1.25	4.40
K3	9	2.04	2.45	3.19
K4	8	-5.62	1.86	5.92
K5	9	-0.70	2.98	3.06
K6	10*	1.79	-0.31	1.82
K7	8	4.17	2.97	5.12
K8	9	-1.78	-1.80	2.53
K9	10	-2.12	0.65	2.22
K10	7	-9.32	-0.63	9.34
KN 1:	88 - 1			

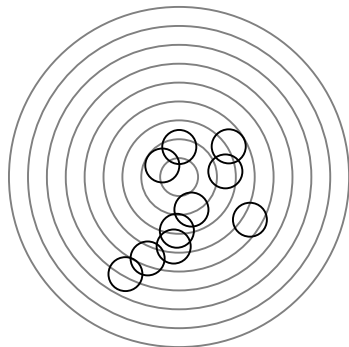
100501_NM4H_STATE
YBARRA, Josh (82620): 246 - 4
 5/1/2010



Shot	Score	X Pos.	Y Pos.	Radius
P1	9	2.87	-3.29	4.37
P2	9	-0.79	-2.65	2.77
P3	10	-1.80	-1.66	2.44
P4	10	1.25	-1.90	2.27
P5	9	1.73	-2.61	3.13
P6	10*	0.19	-1.17	1.18
P7	9	-1.84	-3.12	3.63
P8	10*	1.59	-0.40	1.64
P9	10	-1.03	1.87	2.13
P10	8	4.07	4.73	6.24
PR 1: 94 - 2				

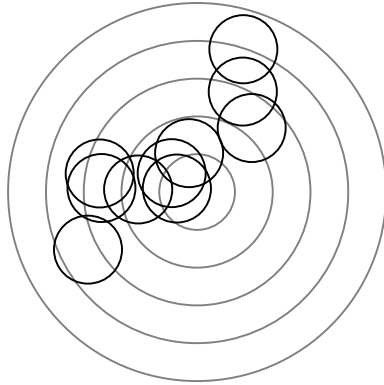


Shot	Score	X Pos.	Y Pos.	Radius
S1	10	2.32	0.68	2.42
S2	8	3.30	6.04	6.88
S3	8	-0.47	-7.24	7.25
S4	7	3.97	-8.19	9.10
S5	6	10.79	2.47	11.07
S6	10*	-0.55	0.43	0.70
S7	10*	0.59	1.40	1.52
S8	7	-6.18	6.32	8.83
S9	5	9.44	-10.49	14.12
S10	7	-3.24	-7.76	8.41
ST 1: 78 - 2				

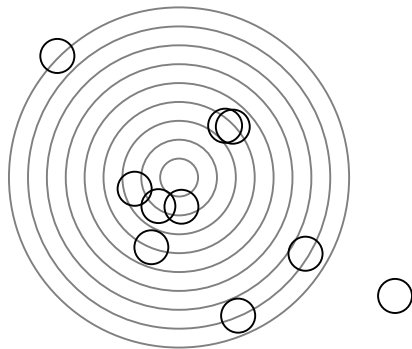


Shot	Score	X Pos.	Y Pos.	Radius
K1	8	-0.30	-7.10	7.11
K2	8	6.12	0.75	6.17
K3	6	9.37	-5.64	10.93
K4	7	-0.71	-9.19	9.21
K5	9	1.63	-4.30	4.60
K6	7	6.56	4.06	7.72
K7	9	-2.22	1.53	2.70
K8	6	-4.17	-10.76	11.54
K9	5	-7.10	-12.84	14.67
K10	9	0.02	3.98	3.98
KN 1: 74 - 0				

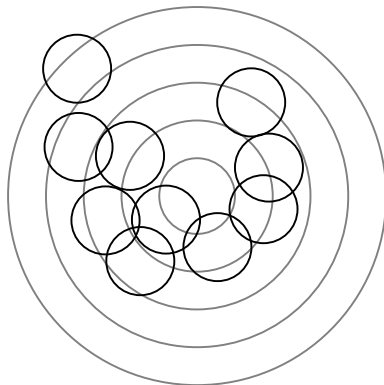
100501_NM4H_STATE
PETTY, Chad (102708): 218 - 1
 5/1/2010



Shot	Score	X Pos.	Y Pos.	Radius
P1	9	-3.90	0.17	3.90
P2	9	-0.53	2.57	2.63
P3	7	3.06	9.44	9.93
P4	8	3.02	6.64	7.30
P5	8	-6.33	0.27	6.33
P6	10*	-1.34	0.23	1.36
P7	8	-6.45	1.23	6.56
P8	10	-1.68	1.25	2.10
P9	8	3.61	4.23	5.56
P10	7	-7.22	-3.81	8.16
PR 1: 84 - 1				

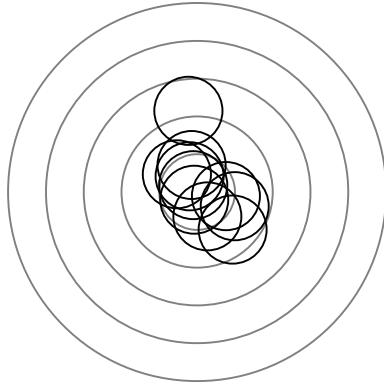


Shot	Score	X Pos.	Y Pos.	Radius
S1	8	-5.88	-1.48	6.07
S2	7	7.10	6.73	9.78
S3	9	0.30	-3.86	3.87
S4	7	-3.67	-9.22	9.92
S5	7	6.09	6.86	9.17
S6	0	28.57	-15.66	32.58
S7	3	16.72	-10.07	19.52
S8	9	-2.74	-3.78	4.67
S9	1	-16.11	16.08	22.76
S10	3	7.81	-18.27	19.87
ST 1: 54 - 0				

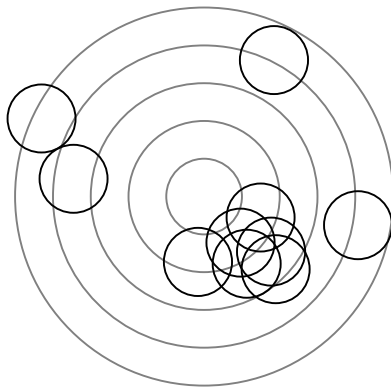


Shot	Score	X Pos.	Y Pos.	Radius
K1	8	-6.06	-1.61	6.27
K2	8	-4.44	2.66	5.17
K3	9	1.34	-3.38	3.64
K4	6	-7.94	8.43	11.58
K5	7	-7.84	3.25	8.49
K6	8	-3.75	-4.30	5.71
K7	8	3.58	6.20	7.16
K8	9	-2.06	-1.56	2.58
K9	9	4.39	-0.87	4.48
K10	8	4.75	1.89	5.11
KN 1: 80 - 0				

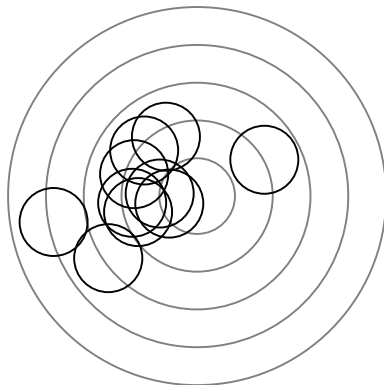
100501_NM4H_STATE
MARTIN, Rachel (40468): 260 - 8
 5/1/2010



Shot	Score	X Pos.	Y Pos.	Radius
P1	9	2.49	-0.94	2.66
P2	10*	-0.37	1.79	1.83
P3	10*	0.68	-1.61	1.75
P4	10*	-1.34	1.18	1.78
P5	10*	-0.49	1.04	1.15
P6	10*	-0.19	-0.51	0.55
P7	8	-0.58	5.37	5.40
P8	10*	-0.26	0.46	0.52
P9	10*	1.91	-0.27	1.93
P10	9	2.35	-2.48	3.42
PR 1:	96 - 7			

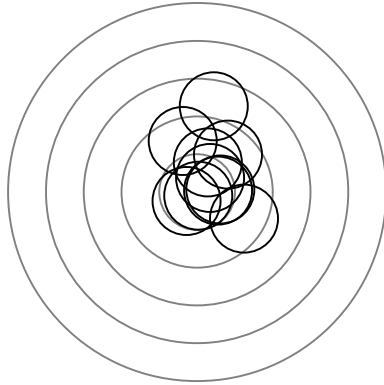


Shot	Score	X Pos.	Y Pos.	Radius
S1	8	4.73	-4.81	6.74
S2	7	-8.64	1.18	8.72
S3	9	2.41	-3.05	3.88
S4	6	4.62	9.02	10.14
S5	9	-0.41	-4.32	4.34
S6	8	2.82	-4.45	5.26
S7	6	-10.75	5.16	11.93
S8	6	10.18	-1.89	10.36
S9	9	3.74	-1.39	3.99
S10	8	4.43	-3.64	5.74
ST 1:	76 - 0			

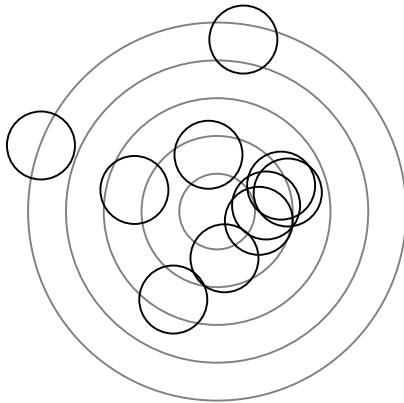


Shot	Score	X Pos.	Y Pos.	Radius
K1	10	-2.47	0.17	2.48
K2	9	-4.29	-0.45	4.32
K3	9	-3.91	-1.06	4.05
K4	8	4.45	2.40	5.05
K5	10*	-1.84	-0.50	1.91
K6	9	-4.16	1.45	4.41
K7	9	-2.07	3.93	4.44
K8	9	-3.50	3.02	4.62
K9	7	-9.50	-1.72	9.65
K10	8	-5.88	-4.11	7.17
KN 1:	88 - 1			

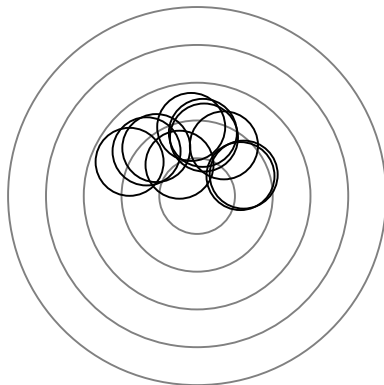
100501_NM4H_STATE
MARTIN, Kaitlyn (40466): 267 - 5
 5/1/2010



Shot	Score	X Pos.	Y Pos.	Radius
P1	8	1.10	5.68	5.78
P2	9	3.10	-1.76	3.56
P3	10*	-0.70	-0.59	0.92
P4	10	0.71	1.96	2.08
P5	10*	0.08	-0.24	0.25
P6	9	2.04	2.47	3.21
P7	9	-0.95	3.38	3.51
P8	10*	1.54	0.17	1.55
P9	10*	1.38	0.10	1.39
P10	10*	0.86	0.93	1.27
PR 1: 95 - 5				

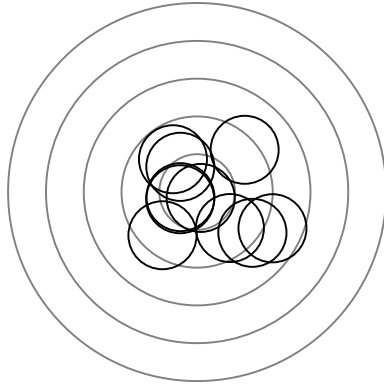


Shot	Score	X Pos.	Y Pos.	Radius
S1	6	-11.65	4.37	12.44
S2	9	3.24	0.41	3.27
S3	8	-5.47	1.43	5.65
S4	6	1.74	11.37	11.51
S5	9	-0.57	3.76	3.80
S6	9	4.23	1.72	4.57
S7	9	0.49	-3.09	3.13
S8	9	4.67	1.26	4.84
S9	9	2.76	-0.62	2.83
S10	8	-2.90	-5.82	6.51
ST 1: 82 - 0				

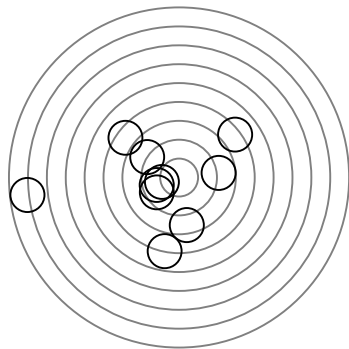


Shot	Score	X Pos.	Y Pos.	Radius
K1	9	-3.35	2.96	4.47
K2	10	-1.17	2.07	2.38
K3	9	0.46	3.87	3.90
K4	8	-4.47	2.26	5.01
K5	9	-2.70	3.18	4.17
K6	9	0.38	4.18	4.19
K7	9	1.77	3.35	3.79
K8	9	3.08	1.42	3.39
K9	9	-0.39	4.57	4.59
K10	9	2.86	1.32	3.16
KN 1: 90 - 0				

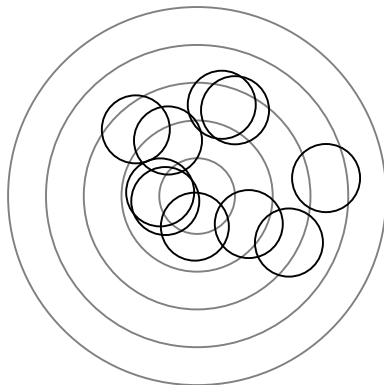
100501_NM4H_STATE
GARISS, Carolina (77893): 255 - 3
 5/1/2010



Shot	Score	X Pos.	Y Pos.	Radius
P1	9	-2.29	-2.86	3.66
P2	9	3.66	-2.70	4.54
P3	9	3.15	2.79	4.20
P4	10*	-1.10	-0.34	1.15
P5	10*	0.24	-0.39	0.46
P6	9	-1.60	2.17	2.70
P7	10*	-1.13	-0.48	1.22
P8	10	-1.11	1.67	2.00
P9	8	4.99	-2.40	5.53
P10	9	2.17	-2.38	3.22
PR 1: 93 - 3				

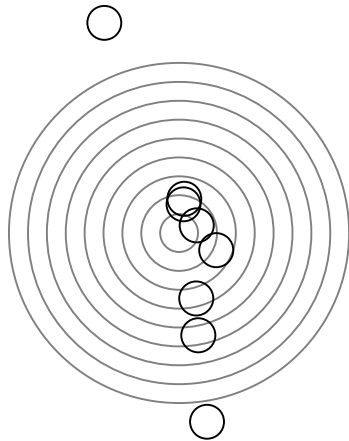


Shot	Score	X Pos.	Y Pos.	Radius
S1	8	-4.23	2.71	5.02
S2	2	-20.07	-2.31	20.20
S3	9	-2.95	-1.96	3.54
S4	10	-2.28	-0.58	2.35
S5	7	-7.10	5.26	8.84
S6	9	-2.96	-0.98	3.12
S7	8	5.23	0.61	5.27
S8	7	-1.92	-9.74	9.92
S9	8	1.01	-6.29	6.37
S10	7	7.41	5.68	9.33
ST 1: 75 - 0				

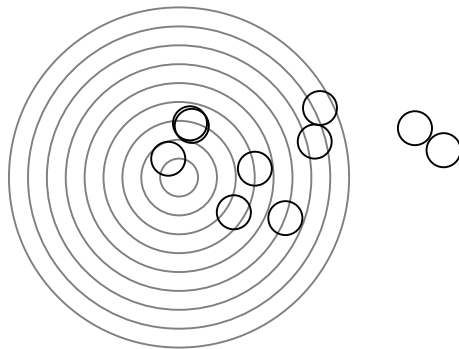


Shot	Score	X Pos.	Y Pos.	Radius
K1	10	-0.14	-2.02	2.03
K2	8	-4.06	4.41	5.99
K3	10	-2.10	-0.33	2.13
K4	9	3.42	-1.85	3.89
K5	8	1.63	6.04	6.25
K6	8	2.51	5.68	6.21
K7	9	-1.92	3.68	4.15
K8	8	6.07	-3.08	6.81
K9	7	8.53	1.19	8.61
K10	10	-2.44	0.24	2.45
KN 1: 87 - 0				

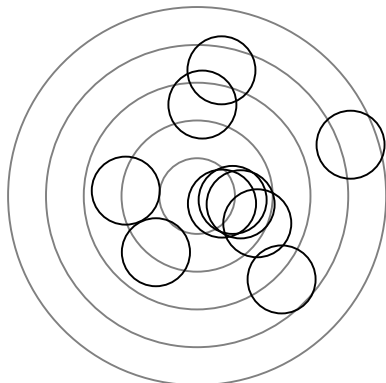
100501_NM4H_STATE
REYNOLDS, Joshua (125564): 178 - 1
 5/1/2010



Shot	Score	X Pos.	Y Pos.	Radius
P1	8	4.91	-2.27	5.41
P2	0	3.69	-24.97	25.24
P3	9	0.69	4.53	4.58
P4	0	-9.89	27.80	29.51
P5	9	2.32	1.01	2.53
P6	5	2.54	-13.53	13.76
P7	7	2.26	-8.66	8.95
P8	9	0.59	3.80	3.84
PR 1:	47 - 0			

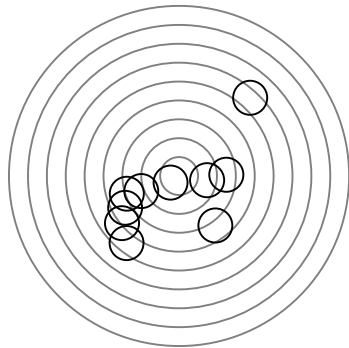


Shot	Score	X Pos.	Y Pos.	Radius
S1	6	10.03	1.17	10.10
S2	3	17.94	4.76	18.56
S3	8	1.45	7.17	7.32
S4	7	7.24	-4.59	8.58
S5	9	-1.44	2.49	2.87
S6	0	31.20	6.53	31.87
S7	2	18.64	9.19	20.78
S8	4	14.06	-5.36	15.05
S9	0	35.00	3.62	35.18
S10	8	1.67	6.84	7.04
ST 1:	47 - 0			

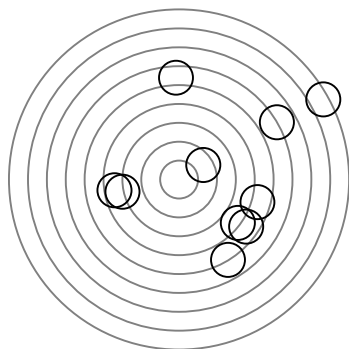


Shot	Score	X Pos.	Y Pos.	Radius
K1	9	-4.72	0.36	4.73
K2	6	10.15	3.39	10.71
K3	7	5.59	-5.51	7.85
K4	9	3.98	-1.80	4.37
K5	8	0.35	6.05	6.06
K6	7	1.61	8.32	8.47
K7	9	-2.73	-3.71	4.61
K8	10*	1.65	-0.50	1.72
K9	10	2.35	-0.26	2.36
K10	9	2.88	-0.55	2.93
KN 1:	84 - 1			

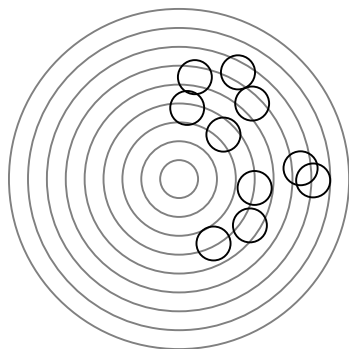
100501_NM4H_STATE
HAYS, Emily (125565): 189 - 1
 5/1/2010



Shot	Score	X Pos.	Y Pos.	Radius
P1	6	-6.95	-8.86	11.26
P2	10*	-1.13	-0.86	1.42
P3	7	-7.56	-6.23	9.80
P4	7	-7.14	-4.20	8.29
P5	5	9.40	10.35	13.98
P6	8	-6.93	-2.34	7.31
P7	9	3.70	-0.55	3.74
P8	8	-5.00	-2.00	5.39
P9	7	4.80	-6.54	8.11
P10	8	6.25	0.17	6.25
PR 1: 75 - 1				

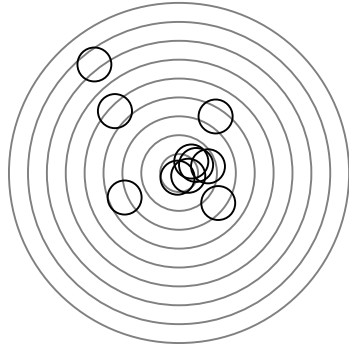


Shot	Score	X Pos.	Y Pos.	Radius
S1	6	10.36	-2.99	10.78
S2	7	7.77	-5.73	9.66
S3	6	6.46	-10.62	12.43
S4	2	19.07	10.60	21.82
S5	5	-0.41	13.47	13.48
S6	7	-7.49	-1.61	7.66
S7	9	3.20	1.93	3.74
S8	6	8.86	-6.22	10.83
S9	7	-8.55	-1.42	8.67
S10	5	12.94	7.58	14.99
ST 1: 60 - 0				

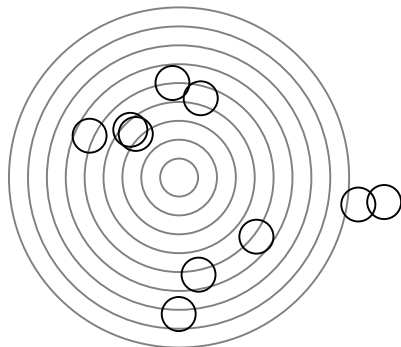


Shot	Score	X Pos.	Y Pos.	Radius
K1	5	9.66	10.00	13.90
K2	7	4.56	-8.52	9.66
K3	5	2.09	13.48	13.64
K4	6	9.99	-1.18	10.05
K5	6	9.36	-6.12	11.19
K6	7	5.86	5.88	8.30
K7	4	16.06	1.43	16.12
K8	7	1.07	9.41	9.47
K9	4	7.79	14.12	16.13
K10	3	17.73	-0.18	17.73
KN 1: 54 - 0				

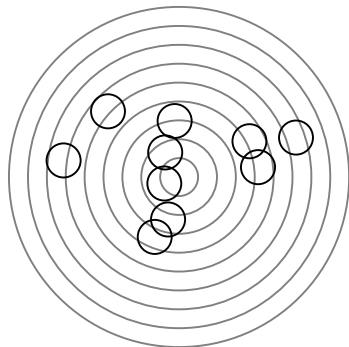
100501_NM4H_STATE
LEWIS, Jonathan (125566): 191 - 2
 5/1/2010



Shot	Score	X Pos.	Y Pos.	Radius
P1	6	-8.49	8.19	11.80
P2	7	4.83	7.48	8.91
P3	9	3.83	0.88	3.93
P4	3	-11.20	14.36	18.22
P5	7	-7.21	-3.24	7.90
P6	10	2.24	1.07	2.48
P7	10*	1.21	-0.37	1.26
P8	10	1.61	1.53	2.22
P9	10*	-0.22	-0.62	0.65
P10	8	5.17	-3.97	6.52
PR 1: 80 - 2				

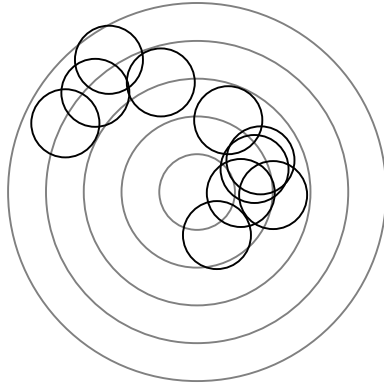


Shot	Score	X Pos.	Y Pos.	Radius
S1	1	23.71	-3.57	23.97
S2	0	27.12	-3.25	27.32
S3	6	2.86	10.49	10.87
S4	5	-11.84	5.53	13.07
S5	3	-0.05	-18.06	18.06
S6	7	-5.73	5.77	8.13
S7	5	10.22	-7.82	12.87
S8	5	2.57	-12.85	13.11
S9	7	-6.46	6.32	9.04
S10	5	-0.88	12.51	12.55
ST 1: 44 - 0				

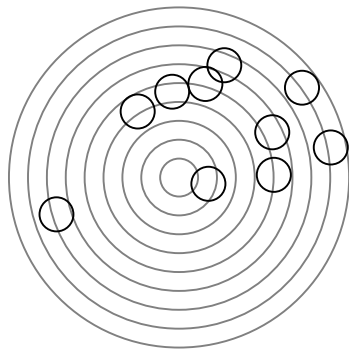


Shot	Score	X Pos.	Y Pos.	Radius
K1	7	-3.23	-7.92	8.55
K2	4	15.47	5.22	16.32
K3	9	-1.84	3.26	3.75
K4	10	-1.96	-0.85	2.14
K5	8	-1.46	-5.61	5.80
K6	6	9.31	4.74	10.45
K7	6	10.44	1.31	10.52
K8	8	-0.59	7.41	7.44
K9	4	-15.29	2.20	15.44
K10	5	-9.41	8.70	12.81
KN 1: 67 - 0				

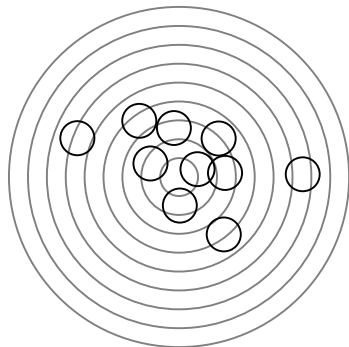
100501_NM4H_STATE
PICKETT, Tell (111251): 201 - 0
 5/1/2010



Shot	Score	X Pos.	Y Pos.	Radius
P1	7	-2.40	7.25	7.64
P2	9	4.19	2.10	4.69
P3	7	-8.72	4.54	9.83
P4	9	1.31	-2.85	3.14
P5	8	5.03	-0.20	5.04
P6	9	2.89	-0.06	2.89
P7	8	2.06	4.75	5.18
P8	6	-5.83	8.75	10.51
P9	7	-6.73	6.57	9.40
P10	9	3.80	1.52	4.09
PR 1:	79 - 0			

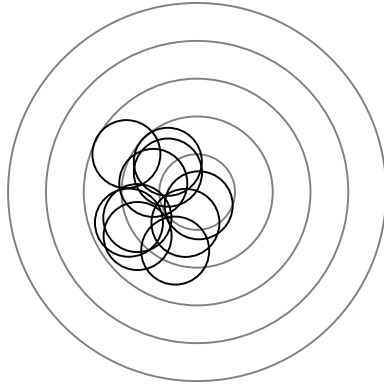


Shot	Score	X Pos.	Y Pos.	Radius
S1	9	3.88	-0.83	3.97
S2	5	3.47	12.38	12.86
S3	2	20.06	3.98	20.46
S4	6	-5.48	8.75	10.32
S5	6	-0.92	11.36	11.40
S6	5	12.53	0.35	12.54
S7	4	5.98	14.85	16.01
S8	2	16.26	11.88	20.14
S9	5	12.32	5.99	13.70
S10	4	-16.22	-4.87	16.94
ST 1:	48 - 0			

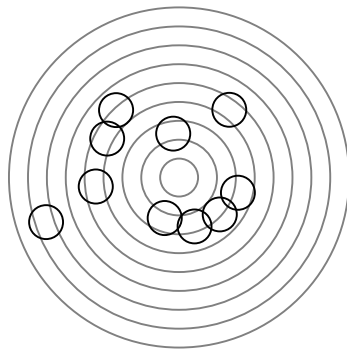


Shot	Score	X Pos.	Y Pos.	Radius
K1	9	-3.79	1.79	4.19
K2	4	16.35	0.37	16.36
K3	8	-0.69	6.48	6.52
K4	9	2.43	1.05	2.65
K5	7	5.91	-7.59	9.62
K6	8	5.23	5.10	7.31
K7	7	-5.27	7.44	9.12
K8	9	0.09	-3.77	3.77
K9	8	6.08	0.55	6.10
K10	5	-13.46	5.14	14.41
KN 1:	74 - 0			

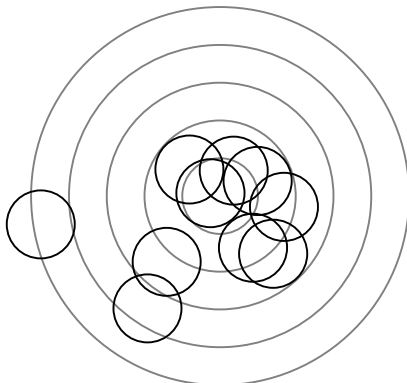
100501_NM4H_STATE
HARTMAN, Matthew (111248): 243 - 3
 5/1/2010



Shot	Score	X Pos.	Y Pos.	Radius
P1	9	-1.45	-3.88	4.14
P2	9	-1.93	2.00	2.78
P3	10	-0.77	-2.04	2.18
P4	10	-1.93	1.29	2.32
P5	9	-3.95	-1.73	4.31
P6	9	-4.51	-2.03	4.95
P7	9	-3.94	-2.91	4.90
P8	10*	0.11	-0.88	0.89
P9	9	-2.90	0.60	2.96
P10	8	-4.67	2.51	5.31
PR 1:	92 - 1			

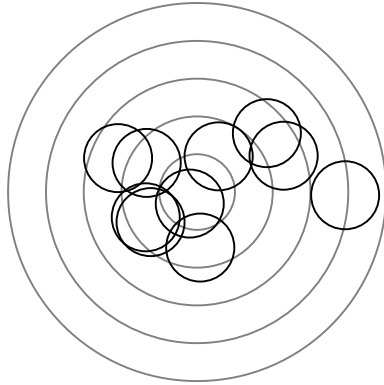


Shot	Score	X Pos.	Y Pos.	Radius
S1	8	-1.91	-5.36	5.69
S2	8	-0.78	5.81	5.86
S3	6	-8.34	8.92	12.21
S4	6	-9.51	5.15	10.82
S5	8	5.38	-4.88	7.26
S6	7	7.78	-2.01	8.03
S7	3	-17.60	-5.89	18.56
S8	6	-11.02	-1.19	11.09
S9	6	6.64	8.96	11.15
S10	8	2.05	-6.46	6.78
ST 1:	66 - 0			

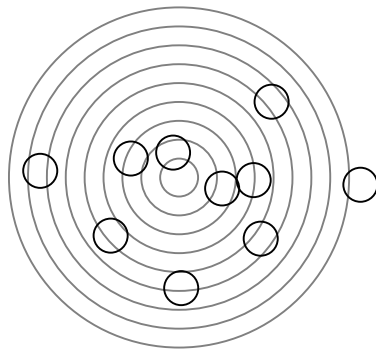


Shot	Score	X Pos.	Y Pos.	Radius
K1	9	4.22	-0.71	4.28
K2	9	2.48	1.00	2.68
K3	8	-3.53	-4.35	5.60
K4	9	2.18	-3.42	4.05
K5	7	-4.80	-7.43	8.85
K6	10*	-0.64	0.19	0.67
K7	9	-2.03	1.76	2.69
K8	10*	0.90	1.69	1.91
K9	6	-11.86	-1.87	12.01
K10	8	3.51	-3.81	5.18
KN 1:	85 - 2			

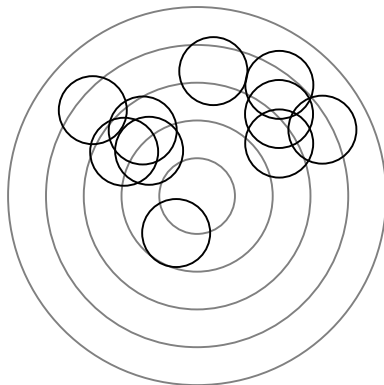
100501_NM4H_STATE
NUNN, Kelsey (125567): 219 - 1
 5/1/2010



Shot	Score	X Pos.	Y Pos.	Radius
P1	7	9.79	-0.21	9.80
P2	9	1.42	2.36	2.76
P3	9	-3.34	1.92	3.85
P4	8	4.62	3.89	6.04
P5	8	-5.23	2.24	5.69
P6	9	-3.40	-1.67	3.79
P7	10*	-0.49	-0.77	0.91
P8	9	0.21	-3.67	3.68
P9	9	-3.08	-1.99	3.67
P10	8	5.72	2.40	6.20
PR 1: 86 - 1				



Shot	Score	X Pos.	Y Pos.	Radius
S1	1	23.98	-0.95	24.00
S2	3	-18.37	0.89	18.40
S3	6	-9.06	-7.68	11.87
S4	9	-0.80	3.30	3.39
S5	5	10.79	-8.08	13.48
S6	4	12.23	10.03	15.82
S7	7	9.86	-0.35	9.86
S8	5	0.28	-14.63	14.63
S9	8	-6.39	2.52	6.87
S10	8	5.69	-1.45	5.87
ST 1: 56 - 0				

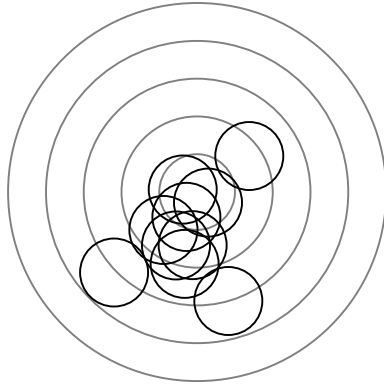


Shot	Score	X Pos.	Y Pos.	Radius
K1	9	-1.39	-2.44	2.81
K2	7	1.08	8.26	8.33
K3	7	5.44	7.35	9.14
K4	8	-3.59	4.34	5.63
K5	7	5.42	5.43	7.67
K6	7	-6.90	5.68	8.94
K7	8	-4.83	2.93	5.65
K8	9	-3.18	3.00	4.37
K9	7	8.28	4.39	9.38
K10	8	5.43	3.48	6.45
KN 1: 77 - 0				

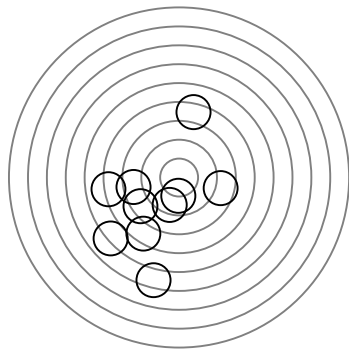
100501_NM4H_STATE

VANDRAN, William (87816): 248 - 3

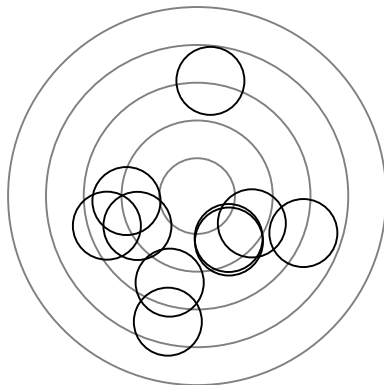
5/1/2010



Shot	Score	X Pos.	Y Pos.	Radius
P1	8	2.06	-7.21	7.49
P2	7	-5.50	-5.32	7.65
P3	9	-2.23	-2.51	3.35
P4	9	-1.40	-3.53	3.80
P5	10*	-0.95	0.16	0.96
P6	9	-0.30	-3.52	3.53
P7	10*	-0.71	-1.65	1.79
P8	9	3.45	2.38	4.19
P9	9	-0.82	-4.75	4.82
P10	10*	0.72	-0.70	1.00
PR 1: 90 - 3				

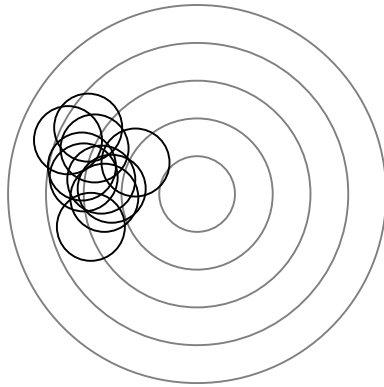


Shot	Score	X Pos.	Y Pos.	Radius
S1	7	1.91	8.65	8.86
S2	8	5.49	-1.40	5.67
S3	6	-9.06	-8.05	12.12
S4	9	-1.25	-3.61	3.83
S5	7	-4.73	-7.42	8.80
S6	8	-5.11	-3.78	6.36
S7	8	-6.03	-1.25	6.16
S8	7	-9.34	-1.54	9.47
S9	10	-0.10	-2.42	2.42
S10	5	-3.38	-13.58	13.99
ST 1: 75 - 0				

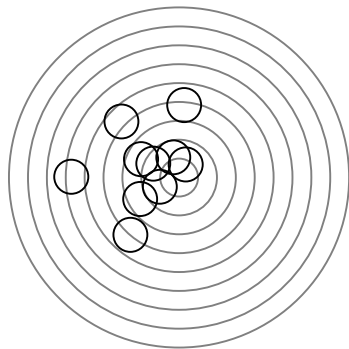


Shot	Score	X Pos.	Y Pos.	Radius
K1	8	7.03	-2.44	7.44
K2	8	-5.97	-1.96	6.28
K3	7	-1.93	-8.31	8.53
K4	9	2.08	-2.77	3.46
K5	9	-4.67	-0.33	4.68
K6	8	-1.81	-5.73	6.01
K7	9	-3.95	-1.97	4.41
K8	7	0.88	7.62	7.67
K9	9	3.62	-1.80	4.04
K10	9	2.10	-3.01	3.67
KN 1: 83 - 0				

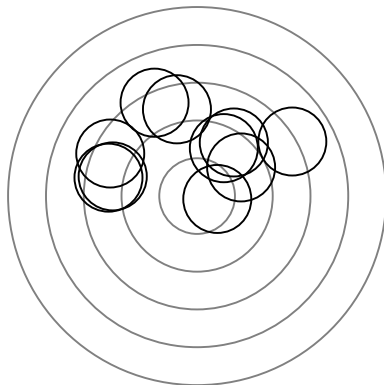
100501_NM4H_STATE
BARAZZA, Brady (111243): 240 - 2
 5/1/2010



Shot	Score	X Pos.	Y Pos.	Radius
P1	9	-4.08	2.08	4.58
P2	7	-7.50	1.10	7.58
P3	7	-8.54	3.56	9.25
P4	8	-6.13	-0.25	6.14
P5	7	-7.62	1.82	7.84
P6	8	-5.66	0.35	5.67
P7	8	-6.34	0.95	6.41
P8	8	-6.78	3.01	7.42
P9	7	-7.21	4.39	8.44
P10	8	-7.03	-2.17	7.35
PR 1:	77 - 0			

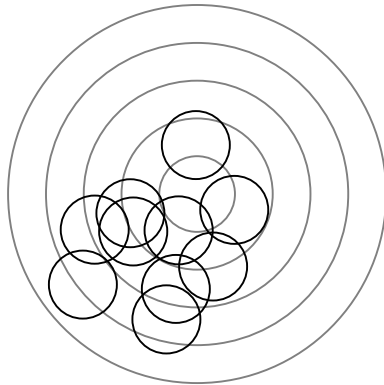


Shot	Score	X Pos.	Y Pos.	Radius
S1	5	-14.27	0.10	14.27
S2	7	-6.44	-7.57	9.94
S3	9	-3.42	1.84	3.88
S4	7	0.67	9.59	9.62
S5	10*	0.87	1.73	1.94
S6	9	-2.55	-1.22	2.83
S7	8	-5.04	2.43	5.59
S8	9	-0.77	2.68	2.78
S9	8	-5.16	-2.84	5.89
S10	6	-7.63	7.42	10.64
ST 1:	78 - 1			

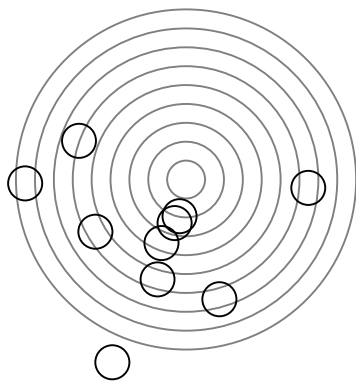


Shot	Score	X Pos.	Y Pos.	Radius
K1	8	-1.33	5.74	5.89
K2	9	2.43	3.54	4.29
K3	8	6.29	3.61	7.25
K4	8	-5.86	1.22	5.99
K5	8	-2.82	6.17	6.79
K6	8	-5.75	2.81	6.40
K7	9	1.77	3.17	3.63
K8	10*	1.33	-0.19	1.35
K9	9	2.91	1.89	3.47
K10	8	-5.58	1.31	5.73
KN 1:	85 - 1			

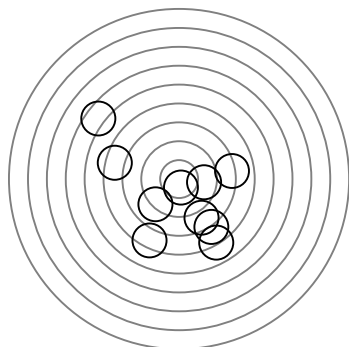
100501_NM4H_STATE
BARAZZA, Lane (91411): 209 - 1
 5/1/2010



Shot	Score	X Pos.	Y Pos.	Radius
P1	8	-1.40	-6.28	6.43
P2	8	-6.78	-2.35	7.17
P3	9	-4.42	-1.27	4.60
P4	9	1.06	-4.80	4.91
P5	7	-7.56	-5.99	9.64
P6	9	-1.22	-2.40	2.69
P7	9	-4.23	-2.48	4.90
P8	9	-0.08	3.24	3.24
P9	9	2.46	-1.05	2.67
P10	7	-2.03	-8.29	8.54
PR 1:	84 - 0			

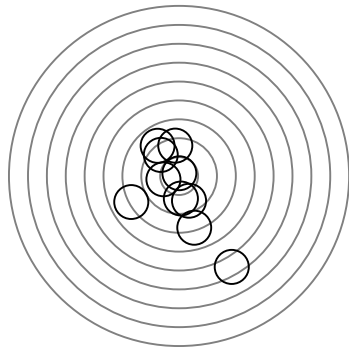


Shot	Score	X Pos.	Y Pos.	Radius
S1	4	16.16	-1.10	16.20
S2	7	-3.25	-8.40	9.01
S3	4	4.41	-15.84	16.44
S4	5	-3.78	-13.21	13.74
S5	8	-1.52	-5.76	5.95
S6	5	-12.00	-6.91	13.84
S7	4	-14.17	5.12	15.07
S8	9	-0.87	-4.85	4.93
S9	0	-9.76	-24.18	26.07
S10	2	-21.29	-0.51	21.30
ST 1:	48 - 0			

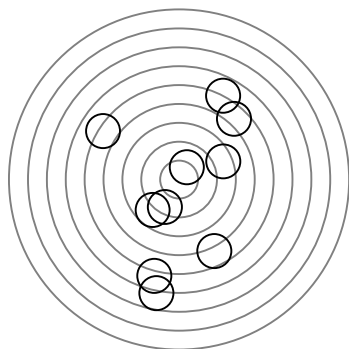


Shot	Score	X Pos.	Y Pos.	Radius
K1	9	3.30	-0.42	3.33
K2	7	-8.51	2.15	8.78
K3	10*	0.25	-1.12	1.14
K4	7	-3.91	-8.11	9.01
K5	8	7.00	1.06	7.08
K6	5	-10.68	8.01	13.35
K7	8	2.97	-5.11	5.91
K8	7	4.91	-8.41	9.74
K9	9	-3.13	-3.34	4.58
K10	7	4.27	-6.33	7.64
KN 1:	77 - 1			

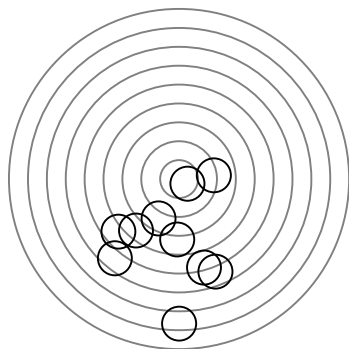
100501_NM4H_STATE
MEECH, Cody (91415): 219 - 3
 5/1/2010



Shot	Score	X Pos.	Y Pos.	Radius
P1	8	2.00	-6.83	7.12
P2	8	-6.33	-3.44	7.20
P3	9	-2.42	2.80	3.70
P4	5	6.96	-12.03	13.90
P5	9	-2.85	4.00	4.91
P6	10*	0.03	0.37	0.37
P7	9	1.31	-3.27	3.53
P8	9	0.23	-2.98	2.98
P9	10	-2.07	-0.43	2.12
P10	9	-0.51	4.03	4.06
PR 1: 86 - 1				

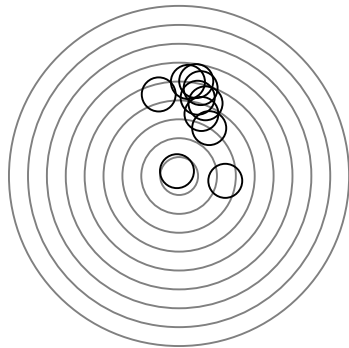


Shot	Score	X Pos.	Y Pos.	Radius
S1	8	5.84	2.40	6.32
S2	6	-10.06	6.41	11.93
S3	9	-1.88	-3.63	4.09
S4	5	-3.28	-12.74	13.15
S5	6	4.65	-9.46	10.54
S6	5	5.82	11.09	12.52
S7	10*	1.02	1.63	1.93
S8	6	7.27	8.03	10.83
S9	4	-3.01	-15.03	15.32
S10	8	-3.51	-4.03	5.34
ST 1: 67 - 1				

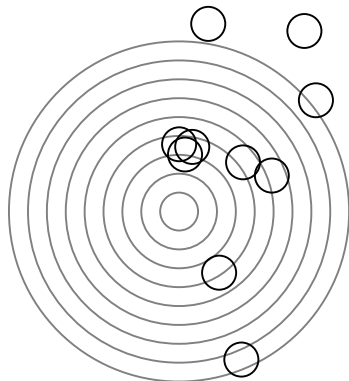


Shot	Score	X Pos.	Y Pos.	Radius
K1	10*	1.10	-0.61	1.26
K2	7	-5.71	-6.81	8.88
K3	3	0.00	-19.12	19.12
K4	7	-0.26	-7.99	8.00
K5	9	4.60	0.50	4.62
K6	5	4.81	-12.24	13.15
K7	6	-8.03	-6.96	10.62
K8	8	-2.72	-5.21	5.88
K9	5	-8.50	-10.48	13.49
K10	6	3.29	-11.70	12.15
KN 1: 66 - 1				

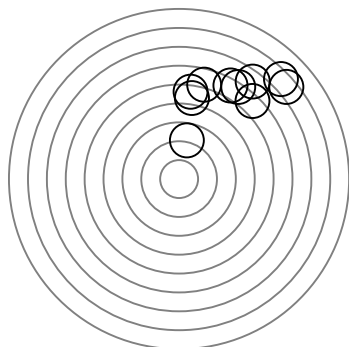
100501_NM4H_STATE
MEECH, Shelby (125558): 159 - 1
 5/1/2010



Shot	Score	X Pos.	Y Pos.	Radius
P1	5	2.27	12.56	12.77
P2	6	3.49	9.62	10.24
P3	6	2.85	11.63	11.97
P4	8	6.11	-0.63	6.14
P5	10*	-0.28	0.65	0.71
P6	7	2.95	8.21	8.72
P7	6	2.45	10.36	10.65
P8	8	3.97	6.34	7.48
P9	5	1.17	12.45	12.50
P10	6	-2.70	10.80	11.13
PR 1: 67 - 1				



Shot	Score	X Pos.	Y Pos.	Radius
S1	5	12.27	4.76	13.16
S2	7	0.78	7.55	7.59
S3	0	3.85	24.83	25.13
S4	2	8.24	-19.58	21.25
S5	0	16.57	23.89	29.07
S6	1	18.10	14.72	23.33
S7	7	1.74	8.55	8.73
S8	7	5.30	-8.09	9.67
S9	6	8.46	6.51	10.67
S10	7	0.00	8.90	8.90
ST 1: 42 - 0				



Shot	Score	X Pos.	Y Pos.	Radius
K1	3	14.19	12.19	18.70
K2	3	13.47	13.23	18.88
K3	6	1.69	10.72	10.85
K4	6	1.51	11.56	11.66
K5	5	9.70	10.33	14.17
K6	8	1.03	5.12	5.22
K7	5	7.82	12.18	14.48
K8	5	6.80	12.39	14.13
K9	5	3.32	12.48	12.92
K10	4	9.73	12.90	16.16
KN 1: 50 - 0				