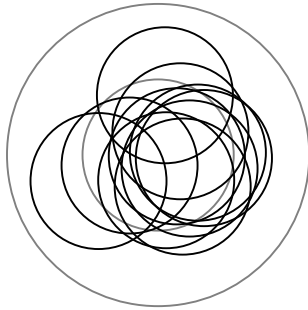
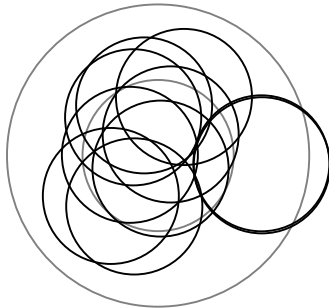


**Match2010Jan26\_VC4HSS\_AL\_QUALIFICATION**  
**MARTIN, RACHEL (40468): 583 - 35**

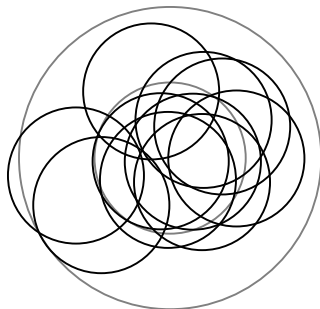
1/25/2010



Shot	Score	X Pos.	Y Pos.	Radius
P1	10	-1.97	-0.86	2.15
P2	10*	0.27	-0.83	0.88
P3	10*	1.04	-0.45	1.13
P4	10*	0.23	1.97	1.99
P5	10*	1.51	-0.10	1.52
P6	10*	0.62	-0.04	0.62
P7	10*	1.32	0.08	1.32
P8	10*	-0.94	-0.35	1.01
P9	10*	0.81	-1.04	1.32
P10	10*	0.74	0.78	1.08
PR 1: 100 - 9				



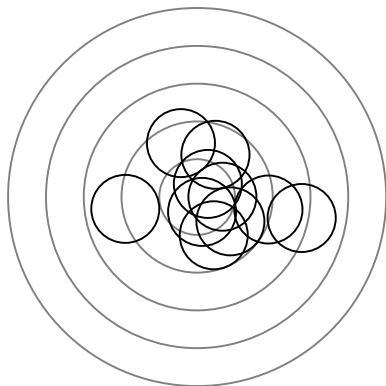
Shot	Score	X Pos.	Y Pos.	Radius
P11	9	3.43	-0.32	3.45
P12	10*	-0.93	0.02	0.94
P13	10*	-0.46	1.66	1.72
P14	10	-1.56	-1.34	2.06
P15	10*	-0.79	-1.68	1.86
P16	9	3.42	-0.26	3.42
P17	10*	-0.83	1.26	1.51
P18	10*	0.08	-0.43	0.44
P19	10*	0.42	0.70	0.81
P20	10	0.85	1.94	2.12
PR 2: 98 - 6				




Shot	Score	X Pos.	Y Pos.	Radius
S1	10*	1.11	1.26	1.68
S2	10	1.72	1.05	2.02
S3	10*	-0.07	-0.72	0.73
S4	10*	-0.31	-0.11	0.33
S5	10*	1.06	-0.79	1.32
S6	9	-2.28	-1.56	2.76
S7	10	2.19	-0.01	2.19
S8	10	-0.63	2.20	2.29
S9	9	-3.12	-0.58	3.17
S10	10*	0.75	-0.12	0.76
ST 1: 98 - 5				

**Match2010Jan26\_VC4HSS\_AL\_QUALIFICATION**  
**MARTIN, RACHEL (40468): 583 - 35**


1/25/2010



Shot	Score	X Pos.	Y Pos.	Radius
S11	10*	0.33	-0.98	1.04
S12	10*	1.67	0.02	1.67
S13	9	4.72	-0.83	4.79
S14	9	1.10	-2.53	2.76
S15	9	-1.07	3.56	3.72
S16	9	-4.75	-0.78	4.81
S17	8	6.92	-1.38	7.05
S18	9	2.20	-1.61	2.73
S19	9	1.21	2.79	3.05
S20	10*	0.71	0.86	1.12
ST 2: 92 - 3				



Shot	Score	X Pos.	Y Pos.	Radius
K1	9	-2.62	1.38	2.96
K2	10	0.23	1.99	2.01
K3	10*	0.97	-0.32	1.03
K4	10	-1.64	-1.84	2.47
K5	10*	-0.58	-1.61	1.71
K6	10*	0.62	-0.19	0.65
K7	10*	-0.62	-0.53	0.81
K8	10*	0.78	-0.19	0.80
K9	10*	-1.08	0.85	1.38
K10	9	2.78	1.36	3.09
KN 1: 98 - 6				



Shot	Score	X Pos.	Y Pos.	Radius
K11	10	-1.23	-1.68	2.08
K12	9	0.25	2.60	2.61
K13	9	2.26	1.19	2.55
K14	10*	0.04	-0.17	0.17
K15	10*	-0.24	-0.18	0.30
K16	10*	-1.89	-0.42	1.93
K17	9	3.10	-0.13	3.10
K18	10*	0.14	0.73	0.75
K19	10*	-1.02	0.56	1.16
K20	10*	1.29	-0.01	1.29
KN 2: 97 - 6				